

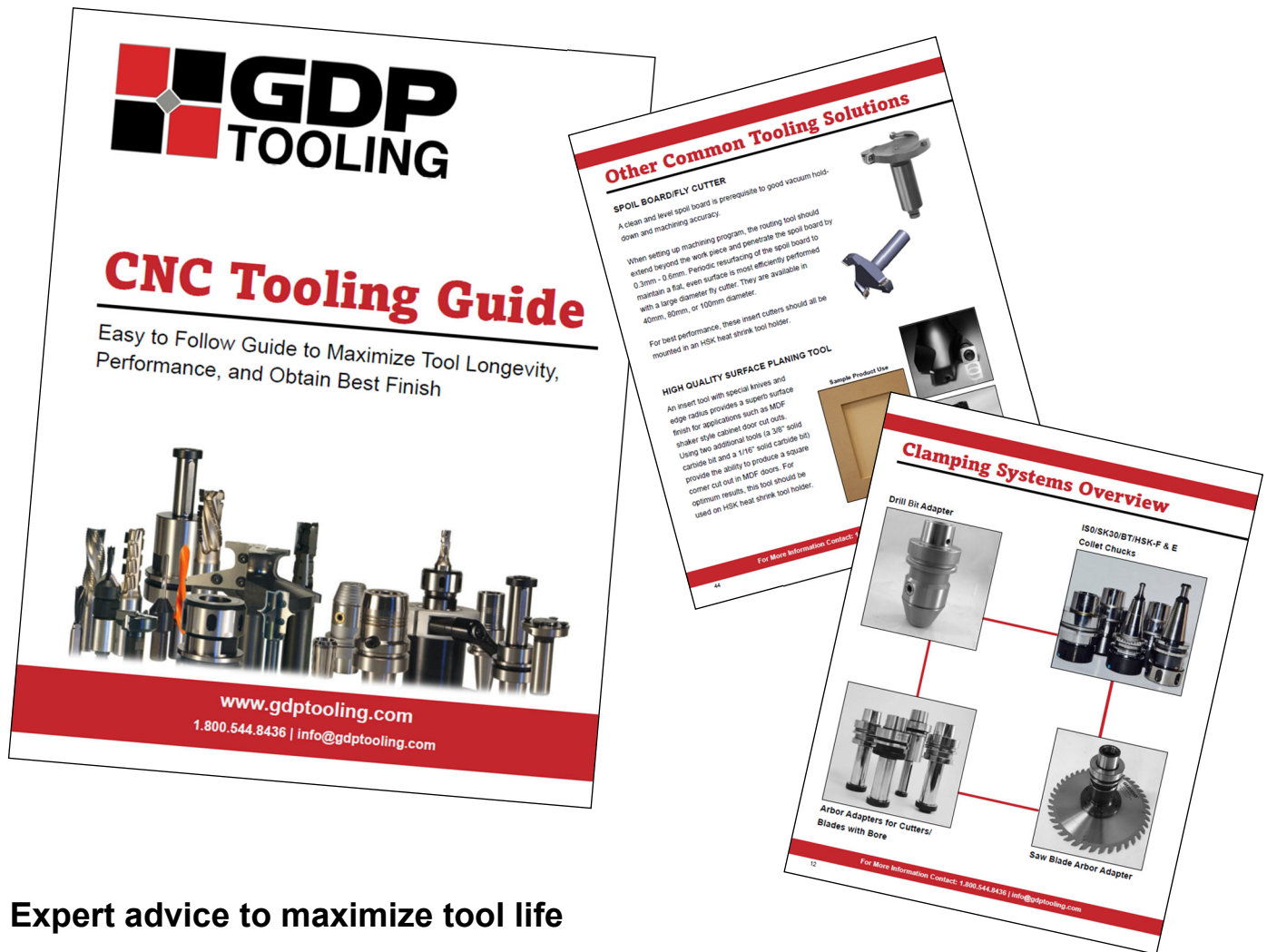


TOOLING PROGRAM

FOR WOOD, PLASTICS AND COMPOSITES

APPLICATION AND TROUBLESHOOTING INFORMATION

Download a copy of our **CNC Tooling Guide** using the QR code below or visit the “Resources” section of our website at www.gdptooling.com. You can also contact us for a free hard copy. Call 1-800-544-8436 or email us at info@gdptooling.com.



Expert advice to maximize tool life
Perfect for new, as well as experienced, CNC users



Scan here for full document

INDEX

Aggregate Heads	60	Drill/Boring Bits (Carbide and PCD)....	62-69, 71
Arbor Adapters for Saw Blades.....	55-56	Drill Chuck for CNC	51
Ballnose Bits	23, 28, 31	Dust Extraction Nut.....	54
Bevel Cutters	43, 45	Edgebander Tooling	72-87
BT30 Tool Holders.....	50	Engraving Bits	12, 45
Cabinet Door Shaper Tooling.....	118	Flooring Tools.....	120-121
Calibration Bar (HSK)	53	Forks for Tool Holders	52
Chamfering Cutterhead.....	116	Fourcut Surfacing Cutter	42
Chipbreaker Bits	8, 20	Glue Joint Cutterhead.....	115
Clamex Connector Bit	46	Grooving Blades	110
Clamex Grooving Blade	114	Grooving Cutters (Insert)	111
Collet Nuts	52	Heat Shrink Tool Holders	50
Collets.....	54	HSK Arbors.....	55
Compression Bits for MDF/Particleboard....	6-7	HSK Tool Holders.....	48-51
Compression Bits for Melamine	7	In-house Sharpening and Grinding.....	127
Compression Bits for Plywood	8	Insert Knives	126
Compression Bits for Wood	6	Insert Knives (for Edgebander).....	82-85
Compression Bit (Gigaspeed).....	11	Insert Router Bits (Straight).....	13-15
Cope and Stick Tooling.....	118-119	Insert Router Bits (Compression).....	15
Corrugated Knives	123	ISO 30 Tool Holders	50
Custom Profile Tooling.....	33-39	Jointing Cutter	112-113
Cutter Heads.....	111-122	Lamello Cutter	114
Diamond (PCD)		MDF Cabinet Profiling Router Bits.....	40-41
Router Bits	16-17, 19, 32, 39-41, 68, 71	Miter Cutter.....	43, 114
Down Cut Bits	8-9	Mortise Bits.....	46-47

Multi Edge Composite Tooling Bits.....	29-31	Torque Wrench	53
O-Flute Bits	24-27	Upcut Bits.....	10
Planer Cutter	47, 122	Vari-Angle Cutters.....	45, 117
Planer Knives	124-125	V-Groove Cutters	39, 43, 45
Quick Change Adapters	70	Wrenches.....	52
Raised Panel Cutter	118		
Rebate Cutter	14, 44, 112		
Roughers/Chipbreaker Insert Tools....	19, 21-22		
Roughing Bits	18		
Router Bit for Acrylic.....	28		
S4S Planing.....	113		
Sanding Head.....	60		
Saw Blade Arbors.....	56-57		
Saw Blades	86-110		
Saw Blades (for CNC).....	61		
SK30 Tool Holders	50		
Solid Carbide Insert Knives	126		
Spoilboard Cutter	42		
Straight Bits	11-12		
Tenon Cutterhead	117		
Tenon Insert Bit.....	39		
Test Bar	53		
Tongue and Groove Tooling.....	120-121		
Tool Holder Adapters.....	51, 55		
Tool Setup Fixtures	58-59		



ABOUT US

GUHDO USA Inc. (dba **GDP Tooling**) was founded in 1986 in Grand Rapids, MI in partnership with the principals of GUHDO Werk GmbH of Wermelskirchen. In the ensuing decades, the company built a stellar reputation for high quality, reasonably priced tooling solutions. This, coupled with an exemplary customer service track record, is the company's hallmark.

In 1997, the company headquarters was moved from Michigan to the metropolitan Atlanta, GA area. This relocation coincided with the acquisition of a new building and the establishment of a service/repair and production facility.

The company's partnership with GUHDO Germany ended in 2003, but GDP Tooling retains the North American exclusive licensing rights of the GUHDO brand and continues to import high-quality precision industrial saw blades manufactured at the GUHDO German factory. In cooperation with other strategic European manufacturing partners, GDP Tooling primarily serves the wood, composite and plastics industries while also supplying specialty cutting tools for PTFE skiving, paper mills and printed circuit board industries. The company's extensive precision cutting tool program includes tooling for planers, moulders, panel saws, tenoners, boring machines, routers, CNC machining centers, edge banders, and others.

SOLID CARBIDE COMPRESSION BITS

6229

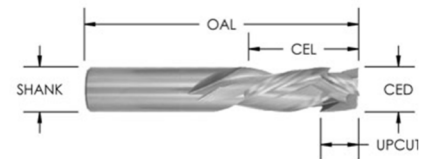

Our solid carbide compression bits are available in several carbide grades and variations depending on the application.

2-FLUTE

GENERAL PURPOSE

CED	CEL	OAL	Upcut	S	Item#
1/4"	1"	2-1/2"	3/16"	1/4"	6229.250.50
5/16"	1"	3"	3/16"	5/16"	6229.312.16
3/8"	1-1/4"	3"	3/16"	3/8"	6229.375.16
3/8"	1-1/4"	3"	3/8"	3/8"	6229.375.20
3/8"	1-1/2"	4"	3/8"	3/8"	6229.375.50
3/8"	1"	3"	3/16"	3/8"	6229.376.16
1/2"	1"	3"	5/16"	1/2"	6229.502.16
1/2"	1-1/4"	3"	3/16"	1/2"	6229.500.16
1/2"	1-1/4"	3"	5/16"	1/2"	6229.500.20
1/2"	1-3/8"	3-1/2"	5/16"	1/2"	6229.502.50
1/2"	1-5/8"	3-1/2"	3/16"	1/2"	6229.501.16
1/2"	1-5/8"	3-1/2"	5/16"	1/2"	6229.501.20
1/2"	2"	4"	5/16"	1/2"	6229.503.50
1/2"	2-1/8"	4"	3/8"	1/2"	6229.500.18
5/8"	2-1/4"	5"	3/18"	5/8"	6229.625.22
5/8"	2-1/4"	5"	5/16"	5/8"	6229.625.40
3/4"	2"	4"	7/8"	3/4"	6229.750.20
3/4"	2-1/2"	5"	7/8"	3/4"	6229.752.75
3/4"	3"	6"	7/8"	3/4"	6229.750.76
3/4"	3-1/2"	6"	7/8"	3/4"	6229.750.78

Note: LH rotation available for certain sizes.



3-FLUTE

GENERAL PURPOSE

CED	CEL	OAL	Upcut	S	Item#
3/8"	1-1/4"	3"	3/16"	3/8"	6229.375.36
1/2"	1-1/4"	3"	3/16"	1/2"	6229.500.26
1/2"	1-1/4"	3"	7/16"	1/2"	6229.500.30
1/2"	1-5/8"	3-1/2"	3/4"	1/2"	6229.501.26
1/2"	2"	4"	7/8"	1/2"	6229.503.26
3/4"	2"	4"	7/8"	3/4"	6229.750.22

2-FLUTE

FOR MDF/PARTICLEBOARD


CED	CEL	OAL	Upcut	S	Item#
1/4"	7/8"	2-1/2"	3/16"	1/4"	6229.250.27M
1/4"	1"	2-1/2"	3/16"	1/4"	6229.250.50M
3/8"	7/8"	3"	3/16"	3/8"	6229.375.27M
3/8"	1-1/4"	3"	3/16"	3/8"	6229.375.16M
3/8"	1-1/4"	3"	3/8"	3/8"	6229.375.20M
1/2"	1-1/8"	2-1/2"	3/16"	1/2"	6229.500.11M
1/2"	1-1/4"	3"	3/16"	1/2"	6229.500.16M
1/2"	1-1/4"	3"	5/16"	1/2"	6229.500.20M
1/2"	1-3/8"	3-1/2"	5/16"	1/2"	6229.502.50M
1/2"	1-5/8"	3-1/2"	3/16"	1/2"	6229.501.16M
1/2"	1-5/8"	3-1/2"	5/16"	1/2"	6229.501.20M
1/2"	1-3/4"	3-1/2"	3/4"	1/2"	6229.504.20M
1/2"	2"	4"	5/16"	1/2"	6229.503.20M
3/4"	2"	4"	7/8"	3/4"	6229.750.20M

SOLID CARBIDE COMPRESSION BITS continued

6229

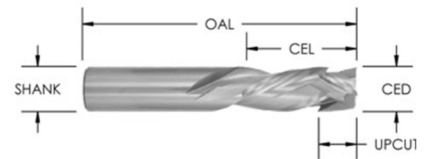
3-FLUTE FOR MDF/PARTICLEBOARD

CED	CEL	OAL	Upcut	S	Item#
3/8"	7/8"	3"	3/16"	3/8"	6229.375.37M
3/8"	1-1/4"	3"	3/16"	3/8"	6229.375.36M
1/2"	7/8"	2-1/2"	3/16"	1/2"	6229.500.28M
1/2"	1-1/4"	3"	3/16"	1/2"	6229.500.26M
1/2"	1-1/4"	3"	7/16"	1/2"	6229.500.30M
1/2"	1-5/8"	3-1/2"	3/16"	1/2"	6229.501.26M



2-FLUTE COATED FOR MDF/PARTICLEBOARD

CED	CEL	OAL	Upcut	S	Item#
1/4"	7/8"	2-1/2"	1/4"	1/4"	6229.250.78MC
3/8"	7/8"	3"	3/16"	3/8"	6229.375.78MC
3/8"	1"	3"	3/16"	3/8"	6229.375.76MC
3/8"	1-1/4"	3"	3/16"	3/8"	6229.375.16MC
3/8"	1-1/4"	3"	3/8"	3/8"	6229.375.20MC
1/2"	1-1/4"	3"	3/16"	1/2"	6229.500.16MC
1/2"	1-1/4"	3"	1/2"	1/2"	6229.500.20MC
1/2"	1-5/8"	3-1/2"	5/16"	1/2"	6229.501.16MC
1/2"	1-5/8"	3-1/2"	5/8"	1/2"	6229.501.20MC



3-FLUTE COATED FOR MDF/PARTICLEBOARD

CED	CEL	OAL	Upcut	S	Item#
3/8"	7/8"	3"	3/16"	3/8"	6229.375.37MC
3/8"	1-1/4"	3"	3/16"	3/8"	6229.375.36MC
1/2"	1-1/4"	3"	3/8"	1/2"	6229.500.30MC
1/2"	1-5/8"	3-1/2"	5/8"	1/2"	6229.501.26MC

2-FLUTE XTREME FOR MELAMINE

CED	CEL	OAL	Upcut	S	Item#
3/8"	7/8"	3"	3/16"	3/8"	6229.375.27X
3/8"	1"	3"	3/16"	3/8"	6229.376.16X
3/8"	1-1/4"	3"	3/16"	3/8"	6229.375.16X
3/8"	1-1/4"	3"	3/8"	3/8"	6229.375.20X
1/2"	1-1/8"	3"	3/16"	1/2"	6229.500.16X
1/2"	1-1/4"	3"	7/16"	1/2"	6229.500.20X
1/2"	1-5/8"	3-1/2"	5/16"	1/2"	6229.501.26X
1/2"	2"	4"	5/8"	1/2"	6229.503.50X

3-FLUTE XTREME FOR MELAMINE

CED	CEL	OAL	Upcut	S	Item#
3/8"	1-1/4"	3"	3/16"	3/8"	6229.375.36X
1/2"	1-1/4"	3"	3/16"	1/2"	6229.500.26X
1/2"	1-5/8"	3-1/2"	5/8"	1/2"	6229.501.36X
1/2"	2"	4"	5/8"	1/2"	6229.503.26X

3-FLUTE XTREME COATED FOR MELAMINE

CED	CEL	OAL	Upcut	S	Item#
3/8"	1-1/4"	3"	3/16"	3/8"	6229.375.36XC
1/2"	1-1/4"	3"	3/16"	1/2"	6229.500.26XC
1/2"	1-5/8"	3-1/2"	3/4"	1/2"	6229.501.26XC

SOLID CARBIDE COMPRESSION BITS continued

6229

**2-FLUTE
(WITH CHIPBREAKERS)**

FOR PLYWOOD

X* = For harder plywood (Russian Birch)

CED	CEL	OAL	Upcut	S	Item#
3/8"	1"	3"	3/16"	3/8"	6229C376.16X
3/8"	1-1/4"	3"	3/8"	3/8"	6229C375.20
1/2"	1-1/8"	3"	3/16"	1/2"	6229C500.16X
1/2"	1-1/4"	3"	5/16"	1/2"	6229C500.20
3/4"	2"	4"	5/16"	3/4"	6229C750.20
3/4"	2-1/2"	5"	7/8"	3/4"	6229C751.20



CUSTOM SIZES AND DIMENSIONS ARE AVAILABLE, USUALLY WITH MINIMUM QUANTITIES OF TEN (10) PIECES.

SOLID CARBIDE DOWN CUT BIT

6227-6228D

Solid carbide bit designed for chip-free cutting of materials when machining in a face up position and only the top surface quality is critical. Also the right choice for cutting dados/grooves and rebates cuts.

2-FLUTE

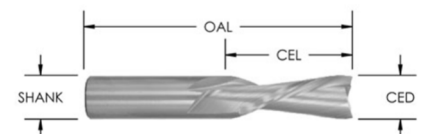

GENERAL PURPOSE

M* = carbide grade best for wood composites

X** = carbide grade best for melamine

CED	CEL	OAL	S	Item#
3/32"	1/2"	2"	1/4"	6228R094D14
1/8"	1/2"	2"	1/4"	6228R125D14
1/8"	3/4"	2-1/2"	1/4"	6228R125D15
5/32"	3/4"	2"	1/4"	6228R156D14
3/16"	3/4"	2"	1/4"	6228R187D14
3/16"	7/8"	2"	1/4"	6228R187D16
7/32"	3/4"	2"	1/4"	6228R218D14
1/4"	1"	2-1/2"	1/4"	6228R250D14
1/4"	1"	2-1/2"	1/4"	6228R250D14M*
1/4"	1-1/2"	3-1/2"	1/4"	6228R252D14
1/4"	1-1/4"	3"	1/4"	6228R251D14
1/4"	3/4"	2-1/2"	1/4"	6228R253D14
9/32"	1"	2-1/2"	3/8"	6228R281D38
9/32"	1"	2-1/2"	5/16"	6228R281D40
9/32"	3/4"	3"	1/4"	6228R281D14
5/16"	1"	3"	1/2"	6228R312D13
5/16"	1-1/8"	3"	5/16"	6228R312D12

Note: LH rotation available for 6228 series.



SOLID CARBIDE DOWN CUT BIT continued

6227-6228D

2-FLUTE

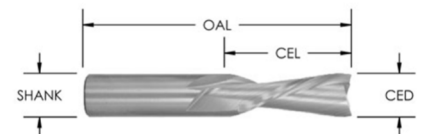

GENERAL PURPOSE

M* = carbide grade best for wood composites

X** = carbide grade best for melamine

CED	CEL	OAL	S	Item#
3/8"	1"	3"	3/8"	6228R375D38
3/8"	1"	3"	3/8"	6228R375D38M*
3/8"	1"	3"	3/8"	6228R375D38X**
3/8"	1-1/8"	3"	3/8"	6228R375D37
3/8"	1-1/4"	3"	3/8"	6228R375D36
3/8"	1-1/4"	3"	3/8"	6228R375D36X**
3/8"	2"	4"	3/8"	6228R375D28
7/16"	1-1/4"	3"	1/2"	6228R437D12
1/2"	1"	2-1/2"	1/2"	6228R500D11
1/2"	1"	3"	1/2"	6228R500D11X**
1/2"	1-1/4"	3"	1/2"	6228R500D12
1/2"	1-1/4"	3"	1/2"	6228R500D12M*
1/2"	1-1/4"	3"	1/2"	6228R500D12X**
1/2"	1-1/2"	3-1/2"	1/2"	6228R500D13
1/2"	1-5/8"	3-1/2"	1/2"	6228R500D15
1/2"	1-5/8"	3-1/2"	1/2"	6228R500D15M*
1/2"	1-5/8"	3-1/2"	1/2"	6228R500D15X**
1/2"	2"	4"	1/2"	6228R500D14
17/32"	1-1/8"	3"	1/2"	6228R531D12
9/16"	1-1/4"	3-1/2"	1/2"	6228R563D12
5/8"	1-5/8"	3-1/2"	5/8"	6228R625D58
5/8"	2"	4"	5/8"	6228R625D60
3/4"	1-1/2"	3-1/2"	3/4"	6228R750D34
3/4"	2"	4"	3/4"	6228R750D60
3/4"	2-1/2"	5"	3/4"	6228R755D60
3/4"	3"	6"	3/4"	6228R751D60
3/4"	3-1/4"	6"	3/4"	6228R752D60
3/4"	3-1/2"	6"	3/4"	6228R753D60
3/4"	4-1/4"	7"	3/4"	6228R754D60

Note: LH rotation available for 6228 series.



3-FLUTE

GENERAL PURPOSE

CED	CEL	OAL	S	Item#
1/4"	1"	2-1/2"	1/4"	6227.250D14
3/8"	1-1/4"	3"	3/8"	6227.375D38
1/2"	1-1/4"	3"	1/2"	6227.500D12
1/2"	1-5/8"	3-1/2"	1/2"	6227.500D14
1/2"	2"	4"	1/2"	6227.500D13
5/8"	2"	4"	5/8"	6227.625D58
3/4"	1-5/8"	4"	3/4"	6227.750D76
3/4"	2"	4"	3/4"	6227.750D75
3/4"	3"	6"	3/4"	6227.750D77

UP CUT BIT (2-FLUTE)

6227-6228U

Solid carbide bit designed specifically for chip free cutting when machining in a face down position. Also suitable for occasional need to cut solid surface material.

2-FLUTE

GENERAL PURPOSE

X** = carbide grade best for melamine

CED	CEL	OAL	S	Item#
3/32"	1/2"	2"	1/4"	6228R094U14
1/8"	1/2"	2"	1/4"	6228R125U14
1/8"	9/16"	2"	1/4"	6228R125U96
1/8"	1-1/16"	3"	1/8"	6228R125U18
5/32"	3/4"	2"	1/4"	6228R156U14
3/16"	3/4"	2"	1/4"	6228R187U14
3/16"	1"	2-1/2"	1/4"	6228R187U15
7/32"	3/4"	2"	1/4"	6228R218U14
1/4"	1"	2-1/2"	1/4"	6228R250U14
1/4"	1-1/4"	3"	1/4"	6228R251U14
5/16"	1"	3"	5/16"	6228R312U12
5/16"	1"	3"	1/2"	6228R312U13
5/16"	1-1/8"	3"	1/2"	6228R312U14
3/8"	7/8"	3"	3/8"	6228R375U78
3/8"	1"	3"	3/8"	6228R375U38
3/8"	1"	3"	3/8"	6228R375U18X**
3/8"	1"	3"	3/8"	6228R375U18X**
3/8"	1-1/4"	3"	3/8"	6228R375U12X**
3/8"	2"	4"	3/8"	6228R375U28
7/16"	1-1/4"	3"	1/2"	6228R437U12
1/2"	1"	3"	1/2"	6228R500U11X**
1/2"	1-1/4"	3"	1/2"	6228R500U12
1/2"	1-1/4"	3"	1/2"	6228R500U12X**
1/2"	1-1/2"	3-1/2"	1/2"	6228R500U13
1/2"	1-5/8"	3-1/2"	1/2"	6228R500U15
1/2"	1-5/8"	3-1/2"	1/2"	6228R500U15X**
1/2"	2"	4"	1/2"	6228R500U14
1/2"	2-1/2"	5"	1/2"	6228R500U16
17/32"	1-1/8"	3"	1/2"	6228R531U12
9/16"	1-1/4"	3-1/2"	1/2"	6228R563U12
5/8"	1-1/2"	3-1/2"	5/8"	6228R625U58
5/8"	2"	4"	5/8"	6228R625U60
3/4"	1-5/8"	4"	3/4"	6228R750U34
3/4"	2"	4"	3/4"	6228R750U60
3/4"	2-1/2"	5"	3/4"	6228R751U61
3/4"	3"	6"	3/4"	6228R751U60
3/4"	3-1/4"	6"	3/4"	6228R752U60
3/4"	3-1/2"	6"	3/4"	6228R753U60
3/4"	6"	9"	3/4"	6228R757U60


Note: Some sizes available in LH rotation.

Solid carbide with same application as 6228 up cut bit, but 3-flute provides a faster feed rate (600"/min+).

3-FLUTE

GENERAL PURPOSE

CED	CEL	OAL	S	Item#
3/8"	1-1/4"	3"	3/8"	6227.375U38
1/2"	1-1/4"	3"	1/2"	6227.500U12
1/2"	1-5/8"	3-1/2"	1/2"	6227.500U14
1/2"	2"	4"	1/2"	6227.500U13
3/4"	1-1/2"	4"	3/4"	6227.750U76
3/4"	2"	4"	3/4"	6227.750U75
3/4"	3"	6"	3/4"	6227.750U77



GIGASPEED COMPRESSION BIT

6226

This spiral, 3-flute compression finishing cutter is a great choice for grooving, jointing, and sizing challenging materials including long-fibered wood species (e.g. bamboo) and very soft wood species (e.g. poplar plywood). It's also a good choice for veneered and paper laminated panels as well as routing through gypsum panels.

3-FLUTE

CED	CEL	OAL	Upcut	S	Item#
8mm	20mm	80mm	6mm	8mm	6226.080.20
10mm	25mm	90mm	6mm	10mm	6226.100.25
12mm	30mm	100mm	6mm	12mm	6226.120.30
12mm	40mm	100mm	6mm	12mm	6226.120.40
20mm	45mm	130mm	10mm	20mm	6226.200.45
20mm	50mm	130mm	10mm	20mm	6226.200.50
20mm	55mm	130mm	10mm	20mm	6226.200.55



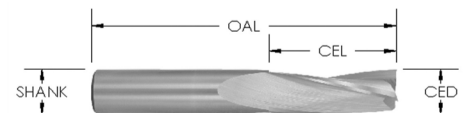
LOW HELIX UP CUT FOR SOLID SURFACE

6227S

This 3-flute, slow spiral up cut bit provides an excellent finish and is the tool of choice for machining solid surface materials such as: Corian, Avonite, HI-MACS, LivingStone, Staron, Hanex, Meganite, Everform, Formica, Wilsonart, and others.

3-FLUTE

CED	CEL	OAL	S	Item#
1/4"	1"	2-1/2"	1/4"	6227S250U14
3/8"	3/4"	3"	3/8"	6227S375U38
3/8"	1-1/4"	3"	3/8"	6227S375U12
1/2"	3/4"	3"	1/2"	6227S500U10
1/2"	1-1/8"	3"	1/2"	6227S500U11
1/2"	1-1/2"	4"	1/2"	6227S500U15
3/4"	2"	4"	3/4"	6227S750U78



SOLID CARBIDE STRAIGHT BIT

6209

This tool is perfect for clean "square corner" cutouts when machining MDF shaker doors.

SINGLE FLUTE

CED	CEL	OAL	S	Item#
1/16"	1/4"	1-1/2"	1/4"	6209.116.00



SOLID CARBIDE STRAIGHT BIT

6210

2-FLUTE


CED	CEL	OAL	S	Item#
3/32"	5/16"	1-1/2"	1/4"	6210.332.00
1/8"	3/8"	1-1/2"	1/4"	6210.018.00
5/32"	3/8"	2"	1/4"	6210.532.00
3/16"	1/2"	2"	1/4"	6210.316.00
7/32"	3/4"	2"	1/4"	6210.732.00
1/4"	3/4"	2"	1/4"	6210.250.00
1/4"	1"	2-1/2"	1/4"	6210.251.00
5/16"	1"	2-1/2"	3/8"	6210.516.00
3/8"	1"	2-1/2"	3/8"	6210.375.00
1/2"	1-1/4"	3"	1/2"	6210.500.00
1/2"	1-5/8"	3-1/2"	1/2"	6210.501.00



SOLID CARBIDE ENGRAVING BIT

6208

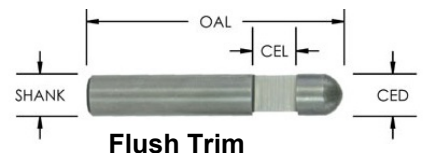
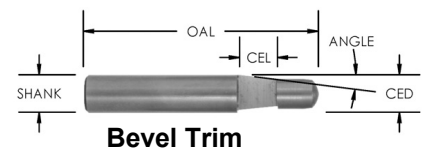
CED	CEL	Angle	OAL	S	Item#
1/4"	7/32"	60 degree	1-1/2"	1/4"	6208.250.60
1/4"	1/8"	90 degree	1-1/2"	1/4"	6208.250.90



SOLID CARBIDE FLUSH AND BEVEL TRIM BITS

6207

CED	CEL	S	OAL	Description	Item#
1/4"	1/4"	1/4"	1-1/2"	7 degree bevel	6207.250.BT
1/4"	1/4"	1/4"	1-1/2"	Flush Trim	6207.250.FT



SINGLE FLUTE INSERT ROUTER BIT Z1

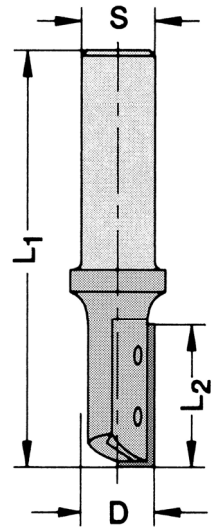
6217

Constant cutting circle, mini reversible insert knife with abrasion resistant carbide. The insert has a cross-groove to insure perfect position and avoid any slipping during the cutting operation. 14mm diameter and larger will ramp-plunge only. Diameters up to 1/2" can plunge straight down.

For general routing operations such as grooving, jointing rebating in hardwood and various wood composite materials. For high wear applications, please select cutters with high density body material, designated by "HD" following the part number.

D	L2	S	OAL	Rotation	Item#
8mm	20mm	10mm x 40mm	70mm	RH	6217.081.20
8mm	20mm	12mm x 40mm	70mm	RH	6217.082.20
8mm	20mm	12mm x 40mm	80mm	RH	6217.082.22HD
9mm	20mm	10mm x 40mm	70mm	RH	6217.090.20
10mm	25mm	10mm x 40mm	75mm	RH	6217.101.20
10mm	25mm	12mm x 40mm	80mm	RH	6217.101.22HD
10mm	25mm	12mm x 40mm	75mm	RH	6217.102.20
12mm	30mm	10mm x 40mm	80mm	RH	6217.120.20
12mm	30mm	12mm x 40mm	80mm	RH	6217.120.30
12mm	30mm	12mm x 40mm	80mm	LH	6217.120.31
12mm	30mm	12mm x 40mm	90mm	RH	6217.120.33HD
12mm	30mm	12mm x 40mm	90mm	LH	6217.120.34HD
1/2"	30mm	1/2" x 40mm	80mm	RH	6217.127.30
1/2"	30mm	1/2" x 40mm	80mm	LH	6217.127.31
14mm	30mm	10mm x 40mm	80mm	RH	6217.140.20
14mm	30mm	12mm x 40mm	80mm	RH	6217.140.30
14mm	30mm	12mm x 40mm	80mm	LH	6217.140.31
16mm	50mm	12mm x 40mm	100mm	RH	6217.160.50

Replacement Inserts:
 Item# 4201.021.11 (for Diameter 8mm, 9mm, and 3/8")
 Item# 4201.020.11 (for Diameter 12mm, 20mm)
 Item# 4201.025.11 (for Diameter 10mm, 11mm)
 Item# 4201.030.11 (for Diameter 12mm, 14mm, and 1/2")
 Item# 4201.050.11 (for Diameter 16mm)



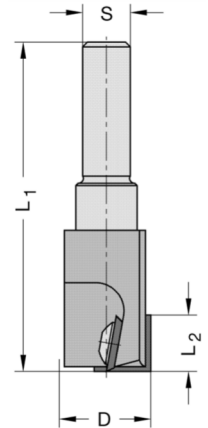
REBATE INSERT ROUTER BIT Z1+1

6219

Z1+1 carbide insert rebate bit with one (1) down cut peripheral insert and one (1) plunge insert. Economical tool for rebate cuts on laminated and coated surfaces. RH rotation.

D	L1	L2	S	Rotation	Item#
16mm	70mm	12mm	1/4" x 30mm	RH	6219.160.12
16mm	70mm	12mm	1/2" x 30mm	RH	6219.161.12
18mm	70mm	12mm	1/4" x 30mm	RH	6219.180.12
18mm	70mm	12mm	1/2" x 30mm	RH	6219.181.12
20mm	70mm	12mm	1/4" x 30mm	RH	6219.200.12
20mm	70mm	12mm	1/2" x 30mm	RH	6219.201.12
24mm	70mm	12mm	1/4" x 30mm	RH	6219.240.12
24mm	70mm	12mm	1/2" x 30mm	RH	6219.241.12

Replacement Inserts:
 Item# 4200.012.00 (peripheral insert)
 Item# 4200.008.00 (plunge insert for Diameter 16mm, 18mm)
 Item# 4200.009.00 (plunge insert for Diameter 20mm)
 Item# 4200.012.00 (plunge insert for Diameter 24mm)



STRAIGHT INSERT ROUTER BIT Z1+1

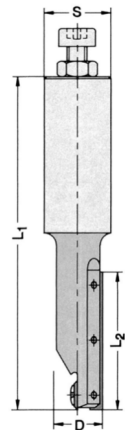
6219

For routing, sizing and jointing composite and solid surface panels. Insert plunge point. RH rotation.

D	L2	L1	S	Rotation	Item#
16mm	30mm	81mm	12mm x 40mm	RH	6219.162.30
18mm	30mm	81mm	12mm x 40mm	RH	6219.181.30
20mm	30mm	81mm	12mm x 40mm	RH	6219.201.30
22mm	30mm	81mm	12mm x 30mm	RH	6219.221.30

D	L2	L1	S	Rotation	Item#
18mm	50mm	116mm	25mm x 55mm	RH	6219.180.50
3/4"	50mm	110mm	3/4" x 50mm	RH	6219.190.50
20mm	50mm	116mm	25mm x 55mm	RH	6219.200.50

Replacement Inserts:
 Item# 4201.030.11 (insert knife; for L2 = 30mm)
 Item# 4201.050.11 (insert knife; for L2 = 50mm)
 Item# 4200.012.00 (plunge insert knife)



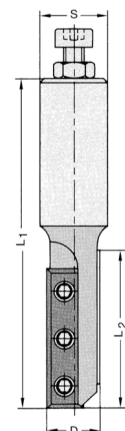
STRAIGHT INSERT ROUTER BIT Z2

6225

For routing, sizing, rebating and jointing wood and composite materials requiring a finish without lines from overlapping inserts. Two offset, four-sided, solid carbide inserts. This tool can be used for both mechanical and manual feed.

D	L2	L1	S	Rotation	Item#
16mm	55mm	125mm	3/4"	RH	6225.160.34
18mm	55mm	125mm	3/4"	RH	6225.180.34
18mm	55mm	125mm	3/4"	LH	6225.180.35
20mm	55mm	125mm	3/4"	RH	6225.200.34
20mm	55mm	125mm	3/4"	LH	6225.200.35

Replacement Inserts: Item# 6419.050.00



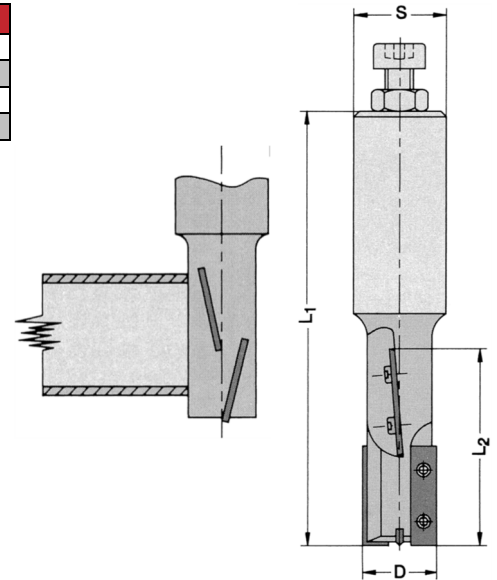
INSERT COMPRESSION ROUTER BIT Z2+2

6243

2-flute, compression style, insert router bit with reversible inserts positioned on opposite shear angles. 4-sided plunge tip. Provides chip free surface finish on laminated panel products, but also suitable for jointing, trimming and sizing solid wood. RH rotation.

D	L2	S	OAL	Item#
20mm	33mm	3/4" x 55mm	110mm	6243.039.34
20mm	33mm	25mm x 55mm	110mm	6243.039.25
20mm	53mm	3/4" x 55mm	125mm	6243.029.34
20mm	53mm	25mm x 55mm	125mm	6243.029.25

Replacement Inserts: Item# 6243.195.00 (for L2 = 33mm)
 Item# 6243.295.00 (for L2 = 53mm)
 Item# 4200.009.09 (plunge tip)



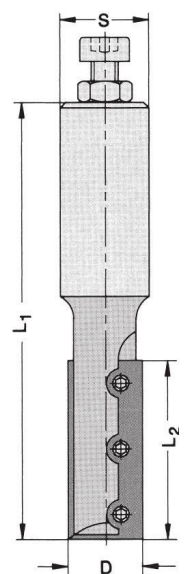
INSERT ROUTER BIT Z2

6218

2-flute router bit with straight, reversible solid carbide insert tips. Three-hole insert design. Bottom cutting for plunge capability. For jointing, trimming and rebating in solid wood and composite panels.

D	L1	L2	S	Turn	Item#
25mm	119mm	50mm	3/4"	RH	6218.250.34
30mm	118mm	50mm	3/4"	RH	6218.300.34
25mm	119mm	50mm	25mm	RH	6218.250.50
30mm	118mm	50mm	25mm	RH	6218.300.50

Replacement Inserts: Item# 6419.050.00



PCD (DIAMOND) ROUTER BIT Z1+1, Z2+2

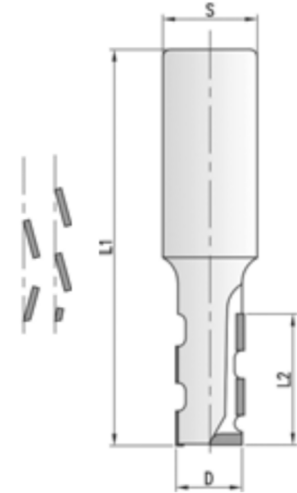
6811-6814

Economical polycrystalline diamond (PCD) router bit designed with a compression style shear and a carbide-tipped plunge point. Ideal for general routing of wood composite materials. Feed rate varies based on number of flutes. Can be sharpened one time.

SINGLE AND 2-FLUTE

SC* = solid carbide tool body

D	L2	S	Flutes	OAL	Item#
3/8"	7/8"	3/8"	2+2	3"	6814.953.00SC*
1/2"	1"	1/2"	1+1	3"	6811.127.00
1/2"	1"	1/2"	2+2	3"	6814.127.00
1/2"	1"	1/2"	2+2	3"	6814.127.00SC*
1/2"	1-1/2"	1/2"	1+1	3-1/2"	6811.127.32
16mm	35mm	25mm	1+1	105mm	6811.160.35
3/4"	1-5/8"	3/4"	1+1	3-3/4"	6813.190.10
3/4"	2"	3/4"	1+1	4-1/2"	6812.191.20



Design	Material	RPM	Feed (meters)	Feed (inches)
Single Flute	MDF	18,000	4m-6m/min	150-230
Single Flute	Particleboard	18,000	5m-7m/min	200-275
Two Flute	MDF	18,000	11m-14m/min	400-550
Two Flute	MDF	24,000	14m-19m/min	550-750
Two Flute	Particleboard	18,000	14m-18m/min	550-700
Two Flute	Particleboard	24,000	19m-24m/min	750-900

The feed rate guidelines above are for peripheral cuts. For parting cuts, the feed speed should be reduced! (25%-30%)

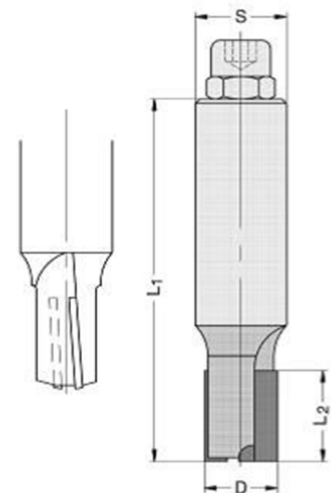
PCD (DIAMOND) ROUTER BIT Z2

6815

Solid carbide body with cutting geometry designed for abrasive and difficult-to-machine materials, for groove, rebate, jointing and sizing of MDF, HDF, HPL, CPL, trespas, corian, duroplastics, thermoplastics, and fiber-reinforced composites. The PCD tips are positioned on opposite shear angles to provide an excellent finish top and bottom. Suitable for both axial and ramp plunging operations.

2-FLUTE

D	L2	S	Flutes	OAL	Item#
3/8"	22mm	10mm	2	70mm	6815.953.00
1/2"	22mm	1/2"	2	70mm	6815.127.00
1/2"	25mm	1/2"	2	70mm	6815.127.10
8mm	15mm	8mm	2	65mm	6815.080.00
10mm	15mm	10mm	2	75mm	6815.100.00
12mm	20mm	12mm	2	75mm	6815.120.00
16mm	20mm	20mm	2	80mm	6815.160.00
16mm	25mm	16mm	2	85mm	6815.160.10



Material	RPM	Feed (meters)	Feed (inches)
MDF/Particleboard	18-24,000	12m-16m/min	400-600
Plywood Veneer	18-24,000	6m-9m/min	230-350
Thermoplastics/Phenolics	15-18,000	1m-5m/min	40-195
Solid Surface	15-18,000	12m-14m/min	400-550

The feed rate guidelines above are for peripheral cuts. For parting cuts, the feed speed should be reduced! (25%-30%)

HIGH SHEAR PCD (DIAMOND) ROUTER BIT Z3

6816

High Shear (PCD) router bit for high feed speeds and excellent finish quality when cutting wood or composite material. Tool has a high quality steel body, three-flute design. The unique 20° shear angle of the cutting tips delivers superior finish and the durability of polycrystalline diamond results in a very economic tool performance.

3-FLUTE

D	L2	S	Flutes	OAL	Item#
1/2"	24mm	1/2"	3+3	3"	6816.127.00

Material	RPM	Feed (meters)	Feed (inches)
MDF/Particleboard	18,000	15m-19m/min	600-750

The feed rate guidelines above are for peripheral cuts. For parting cuts, the feed speed should be reduced! (25%-30%)



PCD (DIAMOND) ROUTER BIT Z3

6818

This 3-flute PCD bit is designed for high speed nesting operations, for jointing, sizing, rebating and grooving in MDF, particleboard, OSB, and wide range of other abrasive materials. This tool features a solid carbide tool body for demanding applications. Diamond-tipped plunge point.

3-FLUTE

D	L2	L4	L1	S	Item#
1/2"	28mm	7mm	85mm	1/2"	6818.127.00
12mm	22mm	7mm	75mm	12mm	6818.120.00
16mm	29mm	6.5mm	100mm	20mm	6818.160.00
18mm	52mm	13mm	130mm	20mm	6818.180.00

Material	RPM	Feed (meters)	Feed (inches)
MDF	18,000	16m-21m/min	600-850
MDF	24,000	21m-28m/min	850-1,100
Particleboard	18,000	21m-27m/min	850-1,100
Particleboard	24,000	28m-36m/min	400-550

The feed rate guidelines above are for peripheral cuts. For parting cuts, the feed speed should be reduced! (25%-30%)



SOLID CARBIDE ROUGHER

6231

Roughing cutter for high feed speeds. RH rotation. Low helix design and LH rotation on request.

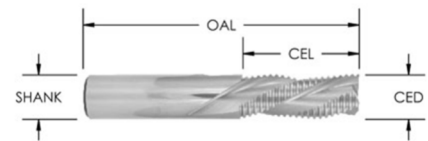
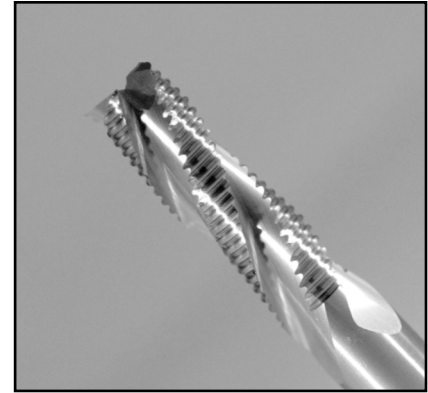
3-FLUTE UP CUT

D	CEL	OAL	Flutes	S	Item#
3/8"	7/8"	2-1/2"	3	3/8"	6231.375U38*
3/8"	1-1/4"	3"	3	3/8"	6231.375U12
1/2"	1-1/4"	3"	3	1/2"	6231.500U12
1/2"	1-1/2"	3-1/2"	3	1/2"	6231.500U13
1/2"	1-5/8"	3-1/2"	3	1/2"	6231.500U15
1/2"	1-3/4"	4"	3	1/2"	6231.500U14
1/2"	2"	4"	3	1/2"	6231.500U16
5/8"	2-1/8"	4"	3	5/8"	6231.625U60
3/4"	2"	4"	3	3/4"	6231.750U34
3/4"	2-1/2"	5"	3	3/4"	6231.754U34
3/4"	3"	6"	3	3/4"	6231.751U34
3/4"	3-1/4"	6"	3	3/4"	6231.752U34
3/4"	3-1/2"	6"	3	3/4"	6231.753U34
3/4"	4"	6"	3	3/4"	6231.755U34
3/4"	4"	6-1/2"	3	3/4"	6231.756U34

* for Castle pocket

3-FLUTE DOWN CUT

D	CEL	OAL	Flutes	S	Item#
3/8"	7/8"	2-1/2"	3	3/8"	6231.375D13
3/8"	1-1/4"	3"	3	3/8"	6231.375D12
1/2"	1-1/4"	3"	3	1/2"	6231.500D11
1/2"	1-1/2"	3-1/2"	3	1/2"	6231.500D13
1/2"	1-5/8"	4"	3	1/2"	6231.500D15
1/2"	1-3/4"	4"	3	1/2"	6231.500D14
1/2"	2"	4"	3	1/2"	6231.500D16
5/8"	2"	4"	3	5/8"	6231.625D60
3/4"	2"	4"	3	3/4"	6231.750D34
3/4"	2-1/2"	5"	3	3/4"	6231.754D34
3/4"	3"	6"	3	3/4"	6231.751D34
3/4"	3-1/4"	6"	3	3/4"	6231.752D34
3/4"	3-1/2"	6"	3	3/4"	6231.753D34



CARBIDE/PCD INSERT ROUGHING BIT

6248

This insert bit is designed for roughing applications, sizing, jointing, rebating of wood and a wide variety of composite panel products on CNC machines. High cutting performance and excellent chip removal resulting from helical positioning of the four-sided, special grind inserts. Ramp plunging is recommended when entering material. Solid tool construction and highly accurate and secure insert positioning. RH rotation.

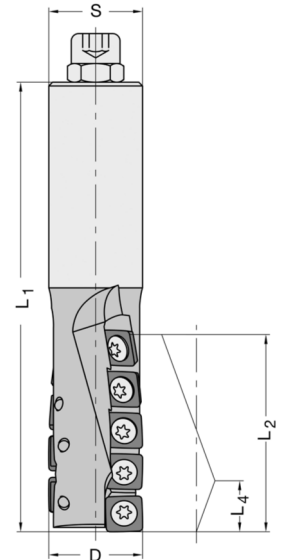
This tool is available with either PCD or solid carbide inserts, and both can be combined on the same tool, such as placing PCD inserts where abrasive laminate line is prevalent.

This tool is a two flute design (Z2), but bears mentioning that the uppermost 4mm toward the shank is Z1. Both PCD and tungsten carbide inserts are four-sided.

Recommended RPM: 18,000-24,000. Recommended feed rate: 8m-15m/min.

D	CEL	L4	OAL	S	Inserts	Item#
25mm	54mm	13.9mm	120mm	25mm	10/TC	6248.250.25
25mm	54mm	13.9mm	120mm	25mm	10/PCD	6248.251.25

Replacement Parts:
 Item# 4200.098.98 (four-sided solid carbide insert)
 Item# 7.4200.098.98 (four-sided PCD insert)
 Item# 39081-0-04070-R (M4 x 7mm, T15 Torx screw)
 Item# 39077-0-04015-2 (Torx wrench T15)



CARBIDE INSERT ROUGHING BIT

6249

Special application tool for routing holes and profiles, tenons and connecting joints in construction, timber and joinery applications, as well as specialty composite materials. Suitable for all types of wood (hardwood, softwood, plywood etc.). Also suitable for use on custom machinery for prefab housing. Spiral design delivers excellent finish and quiet running. Other lengths and diameters on request.

Recommended Maximum RPM: D=30mm 15,000; D=40mm 12,000.

D	CEL	L4	OAL	S	Inserts	Item#
30mm	119mm	13.9mm	195mm	25mm	19/TC	6249.300.25
40mm	160mm	13.9mm	235mm	25mm	26/PCD	6249.400.25

Replacement Parts: Item# 4200.012.20 (beveled corners) 12mm x 12mm x 1.5mm



SOLID CARBIDE CHIPBREAKER

6230

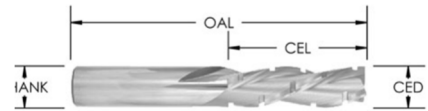

This bit is designed with offset chipbreakers for high feed rates. Chipbreakers are available in two and three flute. Not recommended for a finish cut. RH rotation. LH rotation available on request.

2 AND 3-FLUTE UP CUT

D	CEL	OAL	Flutes	S	Item#
3/8"	1-1/4"	3"	3	3/8"	6230.375U38
1/2"	1-1/4"	3"	3	1/2"	6230.501U12
1/2"	1-1/2"	3-1/2"	2	1/2"	6230.500U13
1/2"	1-5/8"	3-1/2"	2	1/2"	6230.500U15
1/2"	1-5/8"	3-1/2"	3	1/2"	6230.501U15
1/2"	2"	4"	3	1/2"	6230.501U14
1/2"	2"	4"	2	1/2"	6230.500U16
5/8"	2"	4"	2	5/8"	6230.625U60
5/8"	2-1/2"	6"	2	5/8"	6230.625U70
3/4"	1-5/8"	3-1/2"	3	3/4"	6230.751U58
3/4"	2"	4"	3	3/4"	6230.750U60
3/4"	3"	6"	3	3/4"	6230.752U60

2 AND 3-FLUTE DOWN CUT

D	CEL	OAL	Flutes	S	Item#
1/2"	1-1/4"	3"	3	1/2"	6230.501D12
1/2"	1-1/2"	3-1/2"	2	1/2"	6230.500D13
1/2"	1-5/8"	3-1/2"	3	1/2"	6230.501D15
1/2"	2"	4"	3	1/2"	6230.501D14
5/8"	2"	4"	3	5/8"	6230.625D60
3/4"	2"	4"	2	3/4"	6230.751D60
3/4"	2-1/2"	5"	3	3/4"	6230.750D61
3/4"	3"	6"	3	3/4"	6230.752D60



2-FLUTE

(WITH CHIPBREAKERS)

FOR PLYWOOD

X* = For harder plywood (Russian Birch)

CED	CEL	OAL	Upcut	S	Item#
3/8"	1"	3"	3/16"	3/8"	6229C376.16X
3/8"	1-1/4"	3"	3/8"	3/8"	6229C375.20
1/2"	1-1/8"	3"	3/16"	1/2"	6229C500.16X
1/2"	1-1/4"	3"	5/16"	1/2"	6229C500.20
3/4"	2"	4"	5/16"	3/4"	6229C750.20
3/4"	2-1/2"	5"	7/8"	3/4"	6229C751.20

NOVITEC INSERT ROUGHING BIT

6235

This insert router bit is designed for roughing/hogging composite materials and solid wood. Not designed for finish cuts, although it does produce a very acceptable finish for many applications. Excellent results machining plywood. Tips are interchangeable as either straight, 8° up shear, or 8° down shear cutting action. The Novitec is supplied with straight carbide knives unless otherwise specified. This tool is great for high feed rates! **Maximum RPM: 24,000**

D	L ₂ /L ₃	S	OAL	Z/tips	Rotation	Item#
16mm	42mm/48mm	25mm	110mm	3/9	RH	6235.016.42
16mm	56mm/62mm	25mm	125mm	3/12	RH	6235.016.56
16mm	42mm/48mm	14mm	110mm	3/9	RH	6235.116.42
16mm	42mm/48mm	14mm	110mm	3/9	LH	6235.116.43
16mm	56mm/62mm	14mm	125mm	3/12	RH	6235.116.56
18mm	42mm/48mm	25mm	118mm	3/9	RH	6235.018.42
18mm	56mm/62mm	25mm	132mm	3/12	LH	6235.018.57
3/4"	56mm/62mm	3/4"	119mm	3/12	RH	6235.019.56
20mm	42mm/48mm	25mm	118mm	3/9	RH	6235.020.42
24mm	42mm/48mm	25mm	118mm	3/9	RH	6235.024.42
24mm	56mm/62mm	25mm	126mm	3/12	RH	6235.024.56
24mm	56mm/62mm	25mm	126mm	3/12	LH	6235.024.57
24mm	70mm/76mm	25mm	140mm	3/15	RH	6235.024.70
24mm	83mm/90mm	25mm	153mm	3/18	RH	6235.024.83

Replacement Inserts:

For 16mm-20mm Diameter

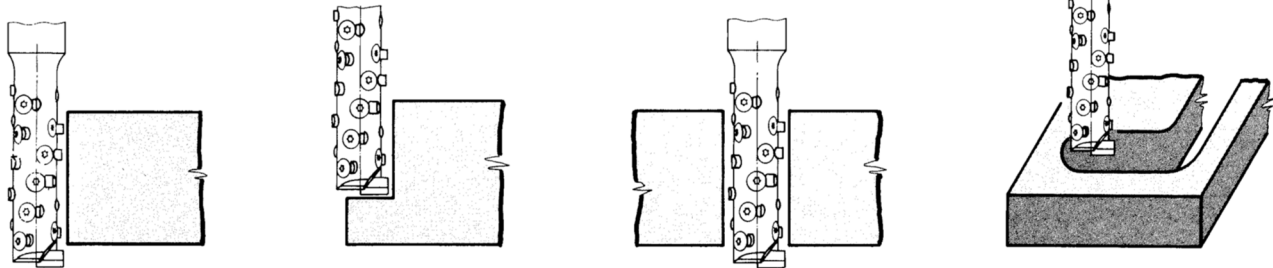

- Item# 6235.055.00 (straight)
- Item# 6235.055.01 (up shear)
- Item# 6235.055.02 (down shear)

For 24mm Diameter

- Item# 6235.070.00 (straight)
- Item# 6235.070.01 (up shear)
- Item# 6235.070.02 (down shear)

Plunge Inserts

	RH	LH
For 16mm Diameter	6235.000.16	6235.001.16
For 18mm Diameter	6235.000.18	6235.001.18
For 3/4" Diameter	6235.000.19	-
For 20mm Diameter	6235.000.20	6235.001.20
For 24mm Diameter	6235.000.24	6235.001.24



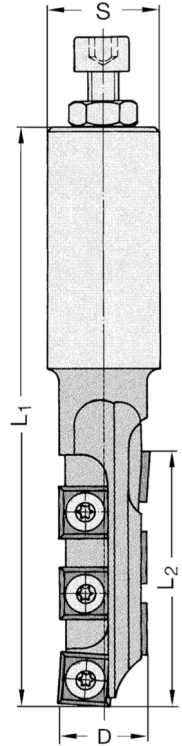
CARBIDE INSERT CHIPBREAKER BIT

6223

This carbide insert bit is designed for faster feed rates. It features top and bottom inserts positioned on opposite shear angles for clean cuts on top and bottom of panel. Ideal for rough cutting and cut-outs in solid wood and panel products. This bit features six off-set inserts. Suitable for plunge cutting. RH rotation.

D	CEL	OAL	Flutes	S	Item#
22mm	60mm	131mm	1+1	3/4"	6223.221.34

Replacement Parts:
 Item# 4200.012.00 (four-sided)
 Item# 39076-0-04000-R M4 (Torx screw)
 Item# 39077-0-04015-2 (Torx wrench T15)



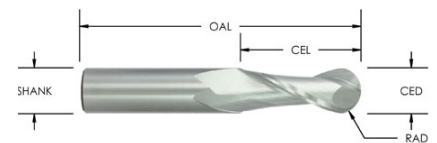

SOLID CARBIDE BALLNOSE BIT

6228B

2-flute up cut, ballnose/cove bit. Suitable for carving, fluting, and shallow concave radius cuts.

2-FLUTE

CED	CEL	OAL	Radius	S	Item#
1/8"	1/2"	2"	1/16"	1/4"	6228R125U14B
3/16"	3/4"	2"	3/32"	1/4"	6228R476U14B
1/4"	3/4"	2-1/2"	1/8"	1/4"	6228R250U14B
3/8"	1"	3"	3/16"	3/8"	6228R375U38B
1/2"	1-1/4"	3"	1/4"	1/2"	6228R500U12B
1/2"	2"	4"	1/4"	1/2"	6228R500U14B
3/4"	2"	4"	3/8"	3/4"	6228R750U60B



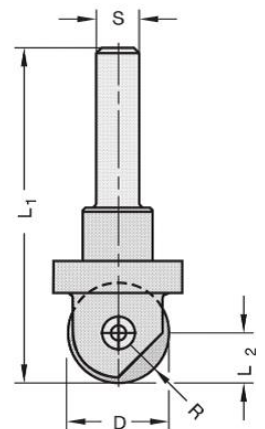
COVE/FLUTING INSERT BIT

4096

Carbide insert router bit suitable for fluting and coves. The carbide insert is reversible and yields two run cycles per insert. Ideal for use in wood and wood composites.

D	L1	L2	S	Radius (R)	Item#
1/2"	57mm	1/4"	1/4" x 30mm	1/4"	4096.127.63
1/2"	57mm	1/4"	1/2" x 30mm	1/4"	4096.127.12
16mm	60mm	5/16"	1/2" x 30mm	5/16"	4096.160.12
19mm	63mm	3/8"	1/4" x 30mm	3/8"	4096.190.63
19mm	63mm	3/8"	1/2" x 30mm	3/8"	4096.190.12

Replacement Inserts: Item# 4096.635.00 (1/4" R)
 Item# 4096.080.00 (5/16" R)
 Item# 4096.953.00 (3/8" R)



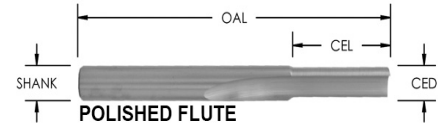
SOLID CARBIDE O-FLUTE STRAIGHT BIT

6201-6202

Single flute and 2-flute styles available. Axial straight, solid carbide polished O-flute for polycarbonate, ABS, polystyrene, PVC and other plastics when up or down cut shearing action is not required.

SINGLE FLUTE

CED	CEL	S	OAL	Cut	Item# (RH)	Item# (LH)
1/8"	3/8"	1/4"	2-1/2"	Straight	6201F127.14	6201F127.14LH
1/8"	1/2"	1/4"	2"	Straight	6201F125.14	-
1/8"	5/8"	1/4"	4"	Straight	6201F126.14	-
5/32"	1/2"	1/4"	2-1/2"	Straight	6201F156.14	6201F156.14LH
3/16"	1/2"	1/4"	2-1/2"	Straight	6201F189.14	6201F189.14LH
3/16"	5/8"	1/4"	2"	Straight	6201F187.14	-
3/16"	1"	1/4"	4"	Straight	6201F188.14	-
7/32"	5/8"	1/4"	2-1/2"	Straight	6201F218.14	-
1/4"	3/4"	1/4"	2-1/2"	Straight	6201F250.14	6201F250.14LH
1/4"	1"	1/4"	3-1/2"	Straight	6201F252.14	-
1/4"	1-1/4"	1/4"	4"	Straight	6201F251.14	-
3/8"	1"	3/8"	3"	Straight	6201F376.38	-
3/8"	1-5/8"	3/8"	6"	Straight	6201F375.38	-
1/2"	1"	1/2"	3"	Straight	6201F500.50	-
1/2"	2-1/8"	1/2"	6"	Straight	6201F501.50	-



2-FLUTE

CED	CEL	S	OAL	Cut	Item#
1/8"	1/2"	1/4"	2"	Straight	6202F125.14
1/8"	5/8"	1/4"	4"	Straight	6202F126.14
5/32"	1/2"	1/4"	2-1/2"	Straight	6202F156.14
3/16"	3/8"	1/4"	2"	Straight	6202F187.16
3/16"	5/8"	1/4"	2"	Straight	6202F187.15
3/16"	1"	1/4"	4"	Straight	6202F187.14
1/4"	1"	1/4"	2-1/2"	Straight	6202F252.14
1/4"	1"	1/4"	3-1/4"	Straight	6202F250.14
1/4"	1-1/4"	1/4"	4"	Straight	6202F251.14
3/8"	7/8"	3/8"	2-1/2"	Straight	6202F375.38
3/8"	1"	3/8"	4"	Straight	6202F376.38
1/2"	1"	1/2"	3"	Straight	6202F500.50
1/2"	1"	1/2"	4"	Straight	6202F500.51



SOLID CARBIDE O-FLUTE UP CUT

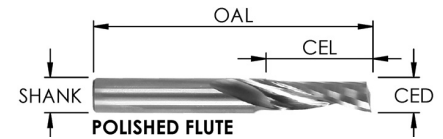
6201

Single flute, spiral up cut, solid carbide polished O-flute for soft/flexible plastics and other synthetic polymers.

SINGLE FLUTE

SOFT PLASTICS

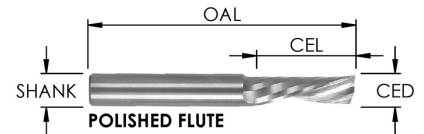
CED	CEL	S	OAL	Item#
1/16"	1/4"	1/4"	2"	6201F062U14
1/8"	1/4"	1/8"	2"	6201F125U14
1/8"	1/2"	1/8"	2"	6201F126U14
1/8"	1/4"	1/4"	2"	6201F127U14
1/8"	1/2"	1/4"	2"	6201F128U14
1/8"	3/4"	1/4"	2-1/2"	6201F129U14
3/16"	3/8"	1/4"	2"	6201F188U14
3/16"	5/8"	1/4"	2"	6201F187U14
1/4"	3/8"	1/4"	2"	6201F250U14
1/4"	3/4"	1/4"	2-1/2"	6201F251U14
1/4"	1"	1/4"	2-1/2"	6201F253U14
1/4"	1-1/4"	1/4"	3"	6201F252U14
1/4"	1-1/2"	1/4"	3"	6201F255U14
3/8"	5/8"	3/8"	2-1/2"	6201F375U38
3/8"	1-1/8"	3/8"	3"	6201F376U38
3/8"	1-5/8"	3/8"	3-1/2"	6201F377U38
1/2"	1-5/8"	1/2"	3-1/2"	6201F500U12



SINGLE FLUTE

HARD PLASTICS

CED	CEL	S	OAL	Item#
1/8"	1/4"	1/4"	2"	6201H125U14
1/8"	1/2"	1/4"	2"	6201H126U14
1/8"	3/4"	1/4"	2-1/2"	6201H127U14
3/16"	3/8"	1/4"	2"	6201H187U14
3/16"	5/8"	1/4"	2"	6201H188U14
7/32"	3/4"	1/4"	2-1/2"	6201H218U14
1/4"	3/8"	1/4"	2"	6201H250U14
1/4"	3/4"	1/4"	2-1/2"	6201H251U14
1/4"	1-1/4"	1/4"	3"	6201H252U14
1/4"	1-1/2"	1/4"	3"	6201H253U14
3/8"	5/8"	3/8"	2-1/2"	6201H375U38
3/8"	1-1/8"	3/8"	3"	6201H376U38
3/8"	1-5/8"	3/8"	3-1/2"	6201H377U38
1/2"	1-5/8"	1/2"	3-1/2"	6201H500U12



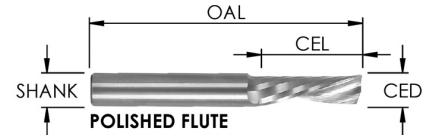
SOLID CARBIDE O-FLUTE DOWN CUT

6201

Single flute, spiral down cut, solid carbide polished O-flute for soft/flexible plastics and other synthetic polymers. Recommended when cutting small parts to prevent part movement.

SINGLE FLUTE SOFT PLASTICS

CED	CEL	S	OAL	Item#
1/8"	1/2"	1/4"	2"	6201F126D14
3/16"	5/8"	1/4"	2"	6201F187D14
1/4"	3/4"	1/4"	2-1/2"	6201F251D14
1/4"	1-1/4"	1/4"	3"	6201F252D14
3/8"	1-1/8"	3/8"	3"	6201F376D38
1/2"	1-5/8"	1/2"	3-1/2"	6201F500D12



SINGLE FLUTE HARD PLASTICS

CED	CEL	S	OAL	Item#
1/8"	1/2"	1/4"	2"	6201H125D14
3/16"	5/8"	1/4"	2"	6201H187D14
1/4"	3/4"	1/4"	2-1/2"	6201H251D14
1/4"	1-1/4"	1/4"	3"	6201H252D14
3/8"	1-1/8"	3/8"	3"	6201H376D38

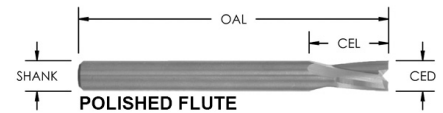
SOLID CARBIDE O-FLUTE LOW/HIGH HELIX UP CUT

6202

2-flute, slow spiral, up cut bit suitable for a wide range of plastics (soft and hard) as well as solid surface material.

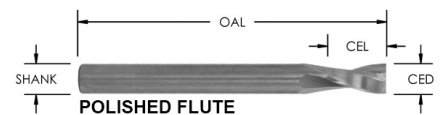
2-FLUTE LOW HELIX

CED	CEL	S	OAL	Item#
1/4"	3/8"	1/4"	2-1/2"	6202P250U14SS
1/4"	3/4"	1/4"	2-1/2"	6202P251U14SS
3/8"	1"	3/8"	3"	6202P375U38SS
3/8"	1-1/8"	1/2"	3-1/2"	6202P376U38SS
1/2"	1-5/8"	1/2"	3-1/2"	6202P500U12SS
1/2"	2-1/8"	1/2"	4-1/2"	6202P501U12SS



2-FLUTE HIGH HELIX

CED	CEL	S	OAL	Item#
1/4"	3/8"	1/4"	2-1/2"	6202P250U14FS
1/4"	1-1/4"	1/4"	3"	6202P251U14FS
3/8"	1"	3/8"	3"	6202P375U38FS
3/8"	1-1/2"	3/8"	4"	6202P376U38FS
1/2"	1-1/4"	1/2"	4"	6202P500U12FS
1/2"	2-1/8"	1/2"	4"	6202P501U12FS



SOLID CARBIDE O-FLUTE ROUNDING EDGE

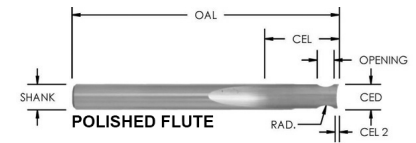
6201-6202

Available in single and 2-flute style, axial straight or up cut, solid carbide bits with polished flute for hard and soft plastics as well as solid surface materials.

SINGLE FLUTE

STRAIGHT

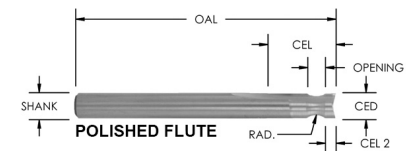
CED	CEL	S	OAL	Radius	Opening	CEL2	Material	Item#
1/4"	3/8"	1/4"	2-1/2"	1/8"	5/32"	1/8"	0.195"	6201R250.14
1/4"	3/8"	1/4"	2-1/2"	3/16"	7/32"	3/16"	0.180"	6201R251.14
1/4"	3/8"	1/4"	2-1/2"	1/4"	9/32"	1/4"	0.163"	6201R252.14



2-FLUTE

STRAIGHT


CED	CEL	S	OAL	Radius	Opening	CEL2	Material	Item#
1/4"	3/8"	1/4"	2-1/2"	1/8"	5/32"	1/8"	0.195"	6202R250.14
1/4"	3/8"	1/4"	2-1/2"	3/16"	7/32"	3/16"	0.180"	6202R251.14
1/4"	3/8"	1/4"	2-1/2"	1/4"	9/32"	1/4"	0.163"	6202R252.14



SINGLE FLUTE

UP CUT

CED	CEL	S	OAL	Radius	Opening	CEL2	Material	Item#
1/4"	3/8"	1/4"	2-1/2"	1/8"	5/32"	1/8"	0.195"	6201R250S14
1/4"	3/8"	1/4"	2-1/2"	3/16"	7/32"	3/16"	0.180"	6201R251S14
1/4"	3/8"	1/4"	2-1/2"	1/4"	9/32"	1/4"	0.163"	6201R252S14



ROUTER BIT FOR ACRYLIC

93103-96123

German-engineered and produced, these single and multi-flute solid carbide bits feature special cutting geometries that produce highest quality surface finish. With a polished flute for excellent chip removal, these bits provide an exceptionally good end result.

Suitable for machining (polishing, grooving, sizing) of thermoplastics, such as PMMA (acrylic glass), PC (polycarbonate), PE (polyethylene), PP (polypropylene) PS (polystyrol), ABS, and PVC.

Achieve an almost glasslike finish by pre-routing in conventional cut mode and then making a final pass (with minimal material removal) in climb cut mode.

SINGLE FLUTE

CED	CEL	OAL	S	Item#
2mm	5mm	50mm	6mm	93103-020
4mm	15mm	50mm	6mm	93103-040
6mm	20mm	60mm	6mm	93103-060
8mm	25mm	70mm	8mm	93103-080
10mm	30mm	70mm	10mm	93103-100

Recommended machining parameters:

Precut (roughing): conventional cut: 18,000-24,000 rpm, 2m-6m/min feed rate
 Finish cut: climb cut: 18,000-24,000 rpm, 0.1m-0.4m/min feed rate
 (.004"-.012" material removal)

3-FLUTE

CED	CEL	OAL	S	Item#
6mm	20mm	50mm	6mm	93303-060

Recommended machining parameters:

Precut (roughing): conventional cut: 18,000-24,000 rpm, 6m-10m/min feed rate (Z3)
 Finish cut: climb cut: 18,000-24,000 rpm, 0.3m-0.8m/min feed rate
 (.004"-.012" material removal)



BALLNOSE BIT FOR ACRYLIC

96113

CED	CEL	OAL	R	S	Item#
2mm	5mm	50mm	1	6mm	96113-020
4mm	15mm	50mm	2	6mm	96113-040
6mm	20mm	60mm	3	6mm	96113-060
8mm	25mm	70mm	4	8mm	96113-080
10mm	30mm	70mm	5	10mm	96113-100

Recommended machining parameters:

Precut (roughing): conventional cut: 16,000-24,000 rpm, 2m-6m/min feed rate
 Finish cut: climb cut: 16,000-24,000 rpm, 0.3m-0.6m/min feed rate
 (.005"-.010" material removal)



MULTI EDGE COMPOSITE TOOLING—UP CUT BIT

5980

Solid carbide, up cut milling cutter suitable for CNC machining of glass and carbon-fiber (FRP/CFRP) reinforced plastics, composite matrix, HPL, honeycomb, fiberglass, S-Glass, Kevlar/Nomex, sandwich panels, and similar composite materials. RH rotation.

CED	CEL	OAL	S	Item#
3mm	10mm	45mm	3mm	5980.030.45
3mm	10mm	60mm	6mm	5980.030.60
4mm	15mm	60mm	4mm	5980.040.60
5mm	15mm	60mm	5mm	5980.050.60
6mm	25mm	70mm	6mm	5980.060.70
8mm	30mm	80mm	8mm	5980.080.80
10mm	35mm	80mm	10mm	5980.100.80
12mm	40mm	90mm	12mm	5980.120.90
16mm	45mm	100mm	16mm	5980.160.10
20mm	45mm	100mm	20mm	5980.200.10




CED	CEL	OAL	S	Item#
1/8"	1/2"	2"	1/8"	5980.125.50
3/16"	3/4"	2-1/2"	3/16"	5980.187.75
1/4"	1"	3"	1/4"	5980.250.10
3/8"	1-1/4"	3-1/2"	3/8"	5980.375.14
1/2"	1-3/8"	3-1/2"	1/2"	5980.500.13

MULTI EDGE COMPOSITE TOOLING—DOWN CUT BIT

5981

Solid carbide, down cut milling cutter suitable for CNC machining of glass and carbon-fiber (FRP/CFRP) reinforced plastics, composite matrix, HPL, honeycomb, fiberglass, S-Glass, Kevlar/Nomex, sandwich panels and, similar composite materials. RH rotation.

CED	CEL	OAL	S	Item#
3mm	10mm	45mm	3mm	5981.030.45
3mm	10mm	60mm	6mm	5981.030.60
4mm	15mm	60mm	4mm	5981.040.60
5mm	15mm	60mm	5mm	5981.050.60
6mm	25mm	70mm	6mm	5981.060.70
8mm	30mm	80mm	8mm	5981.080.80
10mm	35mm	80mm	10mm	5981.100.80
12mm	40mm	90mm	12mm	5981.120.90
16mm	45mm	100mm	16mm	5981.160.10
20mm	45mm	100mm	20mm	5981.200.10



CED	CEL	OAL	S	Item#
1/8"	1/2"	2"	1/8"	5981.125.50
3/16"	3/4"	2-1/2"	3/16"	5981.187.75
1/4"	1"	3"	1/4"	5981.250.10
3/8"	1-1/4"	3-1/2"	3/8"	5981.375.14
1/2"	1-3/8"	3-1/2"	1/2"	5981.500.13

MULTI EDGE COMPOSITE TOOLING—STRAIGHT BIT

5982

Solid carbide, straight milling cutter suitable for CNC machining of glass and carbon-fiber (FRP/CFRP) reinforced plastics, composite matrix, HPL, honeycomb, fiberglass, S-Glass, Kevlar/Nomex, sandwich panels and similar composite materials.
RH rotation.

CED	CEL	OAL	S	Item#
3mm	10mm	45mm	3mm	5982.030.45
3mm	10mm	60mm	6mm	5982.030.60
4mm	15mm	60mm	4mm	5982.040.60
5mm	15mm	60mm	5mm	5982.050.60
6mm	25mm	70mm	6mm	5982.060.70
8mm	30mm	80mm	8mm	5982.080.80
10mm	35mm	80mm	10mm	5982.100.80
12mm	40mm	90mm	12mm	5982.120.90
16mm	45mm	100mm	16mm	5982.160.10
20mm	45mm	100mm	20mm	5982.200.10




CED	CEL	OAL	S	Item#
1/8"	1/2"	2"	1/8"	5982.125.50
3/16"	3/4"	2-1/2"	3/16"	5982.187.75
1/4"	1"	3"	1/4"	5982.250.10
3/8"	1-1/4"	3-1/2"	3/8"	5982.375.14
1/2"	1-3/8"	3-1/2"	1/2"	5982.500.13

MULTI EDGE COMPOSITE TOOLING—COMPRESSION BIT

5983

Solid carbide up/down cut, compression style milling cutter suitable for CNC machining of glass and carbon-fiber (FRP/CFRP) reinforced plastics, composite matrix, HPL, honeycomb, fiberglass, S-Glass, Kevlar/Nomex, sandwich panels and similar composite materials. RH rotation.

CED	CEL	OAL	S	Item#
3mm	10mm	45mm	3mm	5983.030.45
3mm	10mm	60mm	6mm	5983.030.60
4mm	15mm	60mm	4mm	5983.040.60
5mm	15mm	60mm	5mm	5983.050.60
6mm	25mm	70mm	6mm	5983.060.70
8mm	30mm	80mm	8mm	5983.080.80
10mm	35mm	80mm	10mm	5983.100.80
12mm	40mm	90mm	12mm	5983.120.90
16mm	45mm	100mm	16mm	5983.160.10
20mm	45mm	100mm	20mm	5983.200.10



CED	CEL	OAL	S	Item#
1/8"	1/2"	2"	1/8"	5983.125.50
3/16"	3/4"	2-1/2"	3/16"	5983.187.75
1/4"	1"	3"	1/4"	5983.250.10
3/8"	1-1/4"	3-1/2"	3/8"	5983.375.14
1/2"	1-3/8"	3-1/2"	1/2"	5983.500.13


MULTI EDGE COMPOSITE TOOLING— BALLNOSE UP CUT BIT

5984

Solid carbide, ballnose, up cut milling cutter suitable for CNC machining of glass and carbon-fiber (FRP/CFRP) reinforced plastics, composite matrix, HPL, honeycomb, fiberglass, S-Glass, Kevlar/Nomex, sandwich panels and similar composite materials. RH rotation.

CED	CEL	OAL	S	Item#
3mm	10mm	45mm	3mm	5984.030.45
3mm	10mm	60mm	6mm	5984.030.60
4mm	15mm	60mm	4mm	5984.040.60
5mm	15mm	60mm	5mm	5984.050.60
6mm	25mm	70mm	6mm	5984.060.70
8mm	30mm	80mm	8mm	5984.080.80
10mm	35mm	80mm	10mm	5984.100.80
12mm	40mm	90mm	12mm	5984.120.90
16mm	45mm	100mm	16mm	5984.160.10
20mm	45mm	100mm	20mm	5984.200.10

CED	CEL	OAL	S	Item#
1/8"	1/2"	2"	1/8"	5984.125.50
3/16"	3/4"	2-1/2"	3/16"	5984.187.75
1/4"	1"	3"	1/4"	5984.250.10
3/8"	1-1/4"	3-1/2"	3/8"	5984.375.14
1/2"	1-3/8"	3-1/2"	1/2"	5984.500.13



PCD (DIAMOND) ROUTER BIT FOR THERMOPLASTICS

6815

Exceptional performance on a wide array of materials, ranging from solid wood, particleboard, MDF, solid surface material, thermoplastics/phenolics to fiber reinforced (carbon and glass fiber) composites. Quiet running and great chip removal properties. Features a solid carbide body and a diamond plunge point. Can be sharpened.

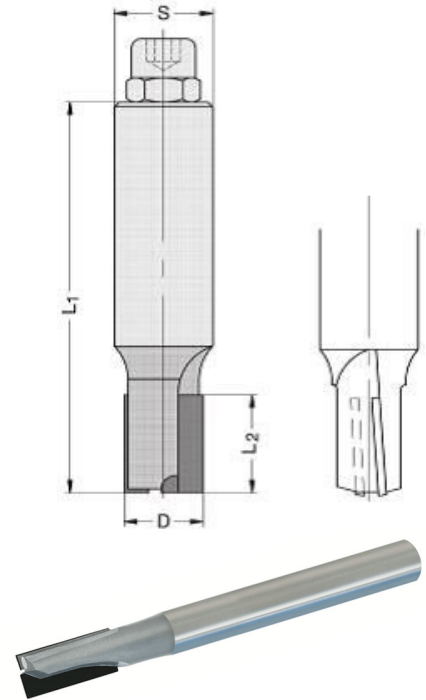
Cutting geometry designed for abrasive and difficult-to-machine materials, for groove, rebate, jointing and sizing of MDF, HDF, HPL, CPL, tresp. corian, duroplastics, thermoplastics, and fiber-reinforced composites. The PCD tips are positioned on opposite shear angles to provide an excellent finish top and bottom. Suitable for both axial and ramp plunging.

2-FLUTE

D	L2	S	Flutes	OAL	Item#
3/8"	23mm	10mm	2	70mm	6815.953.00
1/2"	22mm	1/2"	2	70mm	6815.127.00
1/2"	25mm	1/2"	2	70mm	6815.127.10
8mm	15mm	8mm	2	65mm	6815.080.00
10mm	15mm	10mm	2	75mm	6815.100.00
12mm	20mm	12mm	2	75mm	6815.120.00
16mm	20mm	20mm	2	80mm	6815.160.00
16mm	25mm	16mm	2	85mm	6815.160.10

Material	RPM	Feed (meters)	Feed (inches)
Thermoplastics/Phenolics	15,000-18,000	1m-5m/min	40-195
Solid Surface	15,000-18,000	12m-14m/min	400-550

The feed rate guidelines above are for peripheral cuts. For parting cuts, the feed speed should be reduced! (25-30%)



INSERT ROUTER BIT FOR THERMOPLASTICS

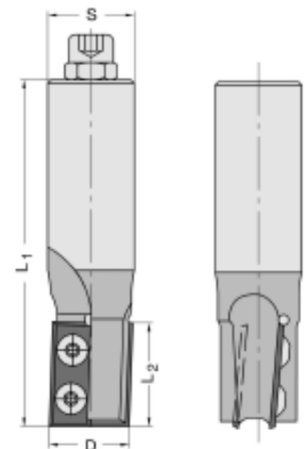
6233

For grooving, jointing, sizing and rebating acrylic glass (PMMA), thermoplastics, polyethylene (PE), polycarbonate (PC), polypropylene (PP). Tool body features two, special carbide grade insert knives that are positioned on opposing shear angles to provide an excellent finish.

2-FLUTE

D	L2	S	Flutes	L1	Item#
25mm	30mm	25mm	2	100mm	6233.250.00

Replacement Parts: Item# 72014-6-03008-0 (four-sided, solid carbide insert)

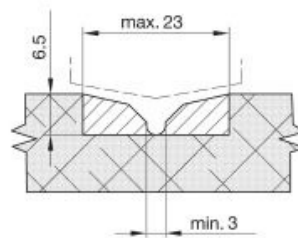
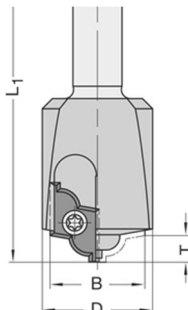


CUSTOM PROFILES FROM TOOL BLANKS

The following fourteen (14) tool body blanks can collectively accommodate a large percentage of custom profile tooling requests. By submitting either a wood sample or dimensioned drawing, we provide a production drawing for approval in forty-eight hours and can have a tool completed in two weeks!

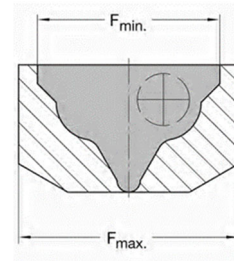
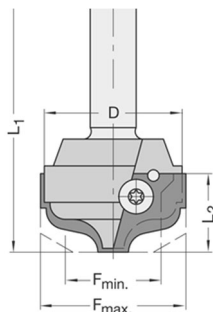
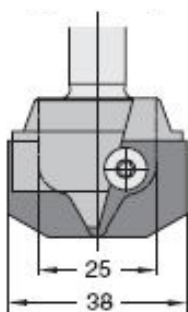


Tool Body Blank Profile Example 22451



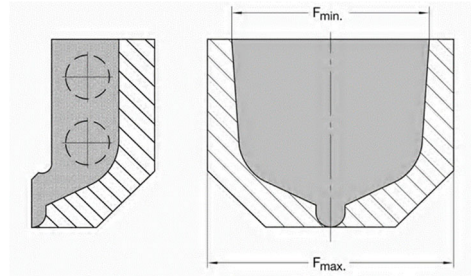
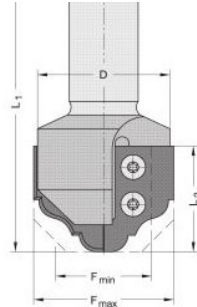
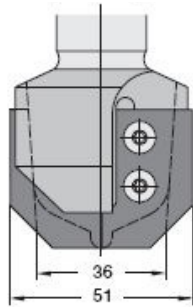
D	B	L1	S	Item#
27mm	23mm	69mm	12mm	22451

Tool Body Blank Profile Example 22543



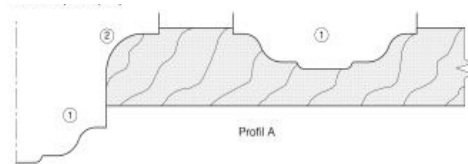
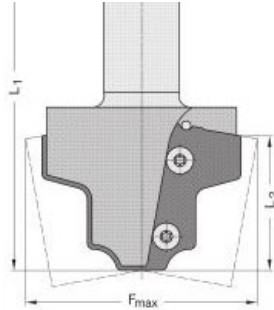
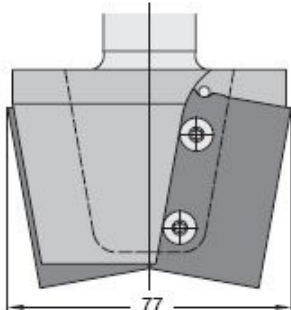
Fmax	D	L2	Fmin	L1	S	Item#
38mm	27mm	20.5mm	31.5mm	70mm	1/2"	22453

Tool Body Blank Profile Example 22545



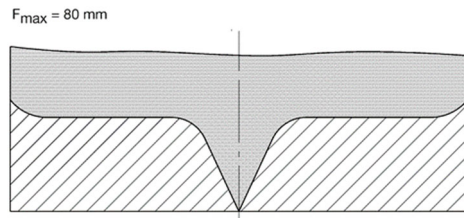
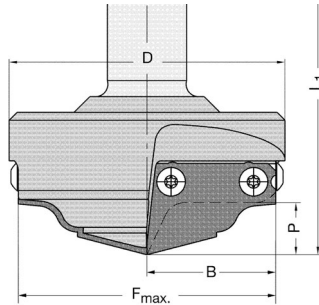
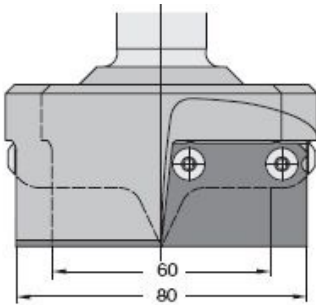
Fmax	D	L2	Fmin	L1	S	Item#
51mm	48mm	38.5mm	41mm	105mm	3/4" or 25mm	22545

Tool Body Blank Profile Example 22546



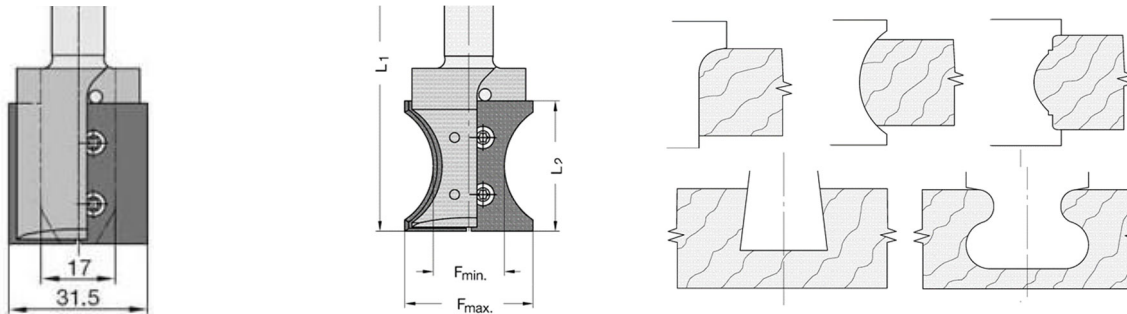
Fmax	D	L2	L1	S	Item#
77mm	74mm	43mm	115mm	3/4" or 25mm	22546

Tool Body Blank Profile Example 22547



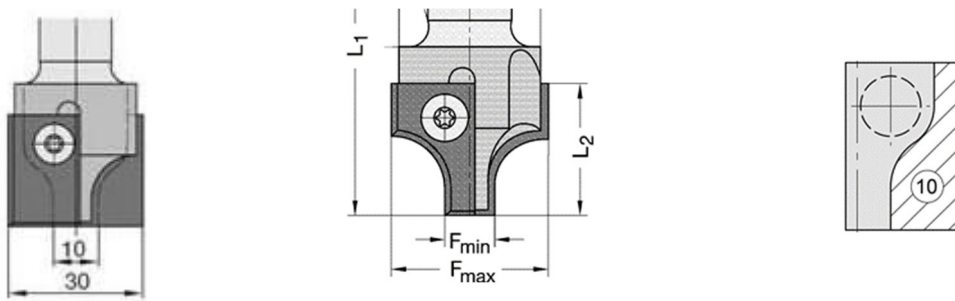
Fmax	D	B	P	L1	S	Item#
60mm	70mm	30mm	16mm	100mm	3/4" or 25mm	22547-1
80mm	90mm	40mm	16mm	105mm	3/4" or 25mm	22547-2

Tool Body Blank Profile Example 22529



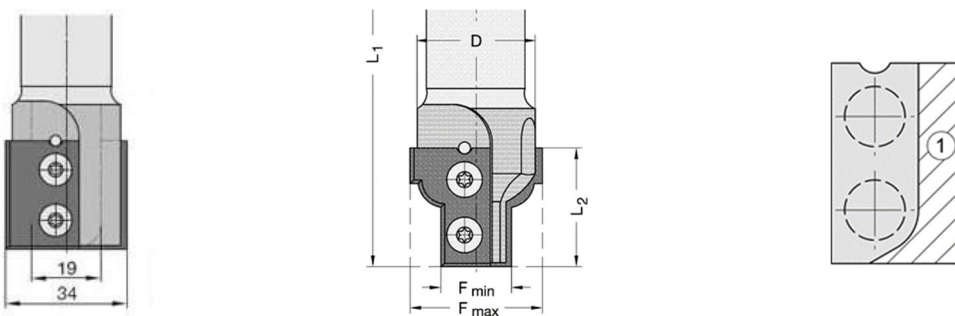
Fmax	L2	Fmin	L1	S	Item#
31.5mm	32mm	17mm	80mm	1/2" or 12mm	22529

Tool Body Blank Profile Example 22534



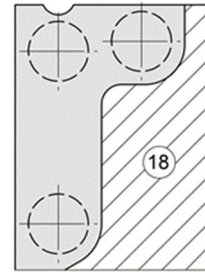
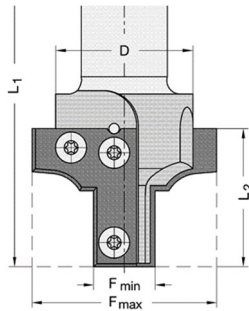
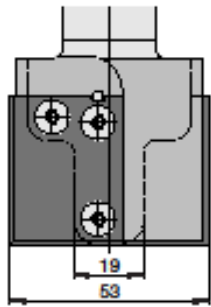
Fmax	D	L2	L1	S	Item#
30mm	28mm	25mm	86mm	3/4" or 25mm	22534

Tool Body Blank Profile Example 22532-1



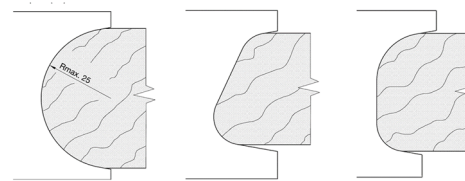
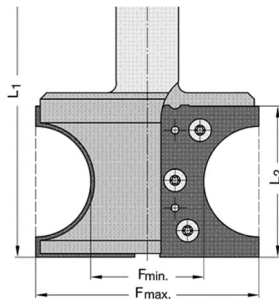
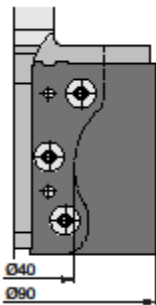
Fmax	D	L2	L1	S	Item#
34mm	31mm	30mm	96mm	3/4" or 25mm	22532-1

Tool Body Blank Profile Example 22532-2



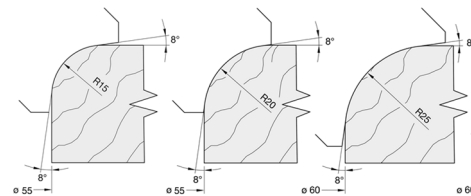
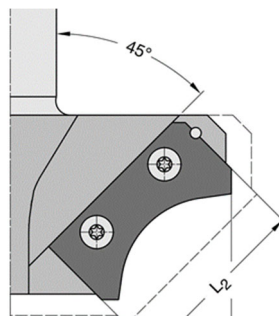
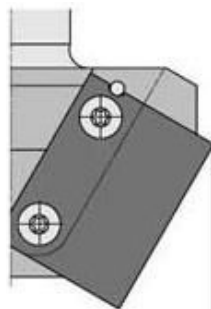
Fmax	D	L2	L1	S	Item#
53mm	50mm	40mm	80mm	1/2" or 12mm	22532-2

Tool Body Blank Profile Example 22530-90



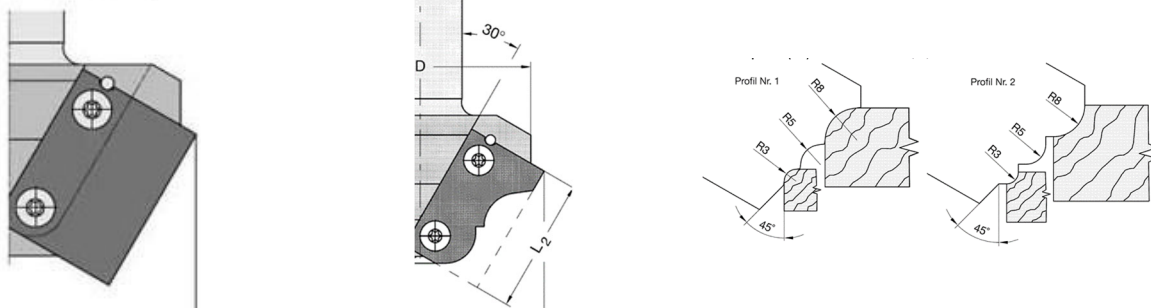
Fmax	Fmin	L2	L1	S	Item#
90mm	40mm	60mm	125mm	3/4" or 25mm	22530-90

Tool Body Blank Profile Example 22538-45



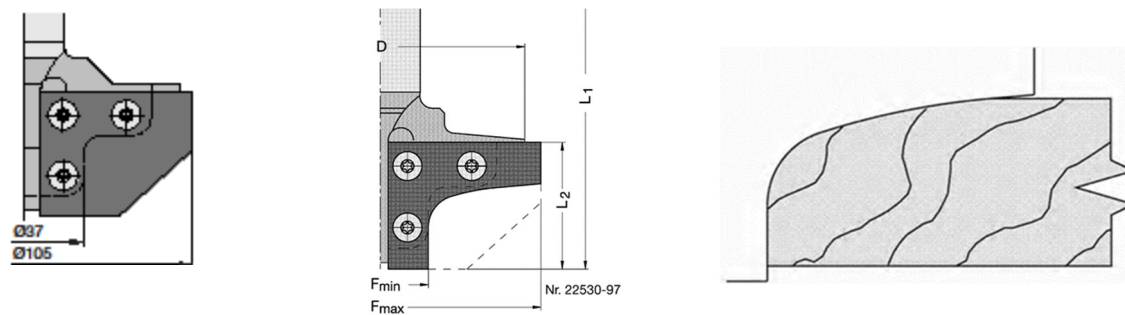
Fmax	D	L2	L1	S	Item#
34mm	31mm	30mm	96mm	3/4" or 25mm	22538-45

Tool Body Blank Profile Example 22538-30



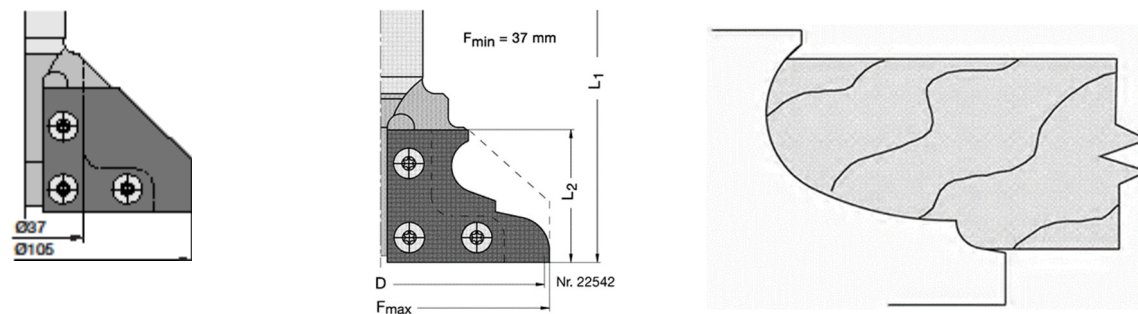
Fmax	L2	L1	S	Item#
82/87mm	40mm	104mm	3/4" or 25mm	22538-30

Tool Body Blank Profile Example 22530-97



Fmax	D	F min	L2	L1	S	Item#
105mm	102mm	37mm	36mm	104mm	3/4" or 25mm	22530-97

Tool Body Blank Profile Example 22542



Fmax	D	F min	L2	L1	S	Item#
105mm	102mm	37mm	36mm	104mm	3/4" or 25mm	22542

CUSTOM TOOLING—QUICK AND EASY

Custom tooling is an easy process when partnering with GDP Tooling. From concept to design, production and delivery, the process takes no longer than four weeks. With a sample profile, a CAD file, or a dimensioned sketch, we design precision, profile tools that deliver safety, accuracy, and exceptional performance. Our customer's complete satisfaction is our goal, and we won't rest until it's perfect! Below are some examples of the end result, from drawing to tooling completion.



PCD (DIAMOND) CUSTOM PROFILE ROUTER TOOLING

Profiled diamond tools are made to order per exact customer needs and specifications. All tools are designed with consideration of preferred machining parameters in mind. The process is simple. With either a wood sample, a dimensioned sketch, or a dxf file, we prepare a detailed tool design drawing for approval. Once any revisions are noted and final drawing is approved, the lead time for the new tool to be shipped is generally four weeks.

We highly recommend all diamond tools are ordered with a heat shrink tool holder, which yields up to 30% longer tool life and better surface finish.



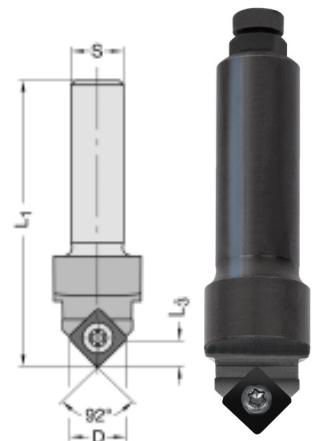
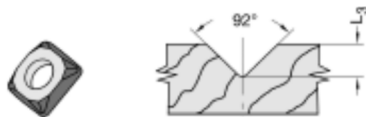
PCD (DIAMOND) INSERT GROOVING BIT

4389

Diamond insert decorative grooving, lettering, beveling and edge chamfering bit. Extremely economical when machining abrasive materials. This tool is designed with a shear effect, pulling inward and down for excellent finish.

D	L3	S	OAL	Item#
12.9	5.6	12mm	65mm	4389.176.00

Replacement Inserts: Item# 4389.098.00



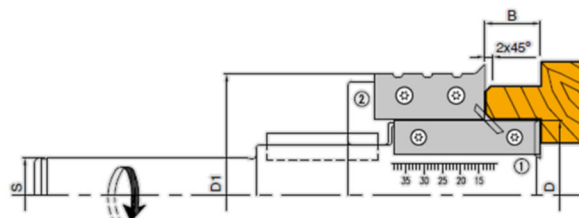
TENON INSERT BIT

4526

Insert router bit for producing tenons in solid wood. For furniture production with adjustable tenon of 15-40mm. Ideal for 5-axis machines.

D	D1	B	S	Z	V	C	Item#
40mm	65mm	15mm-40mm	20mm	3+3	3	3mm	4526.400.20

Replacement Inserts: Item# #4200.105.15
Item #6419.040.09 No. 1
Item #4785.527.01 No. 2

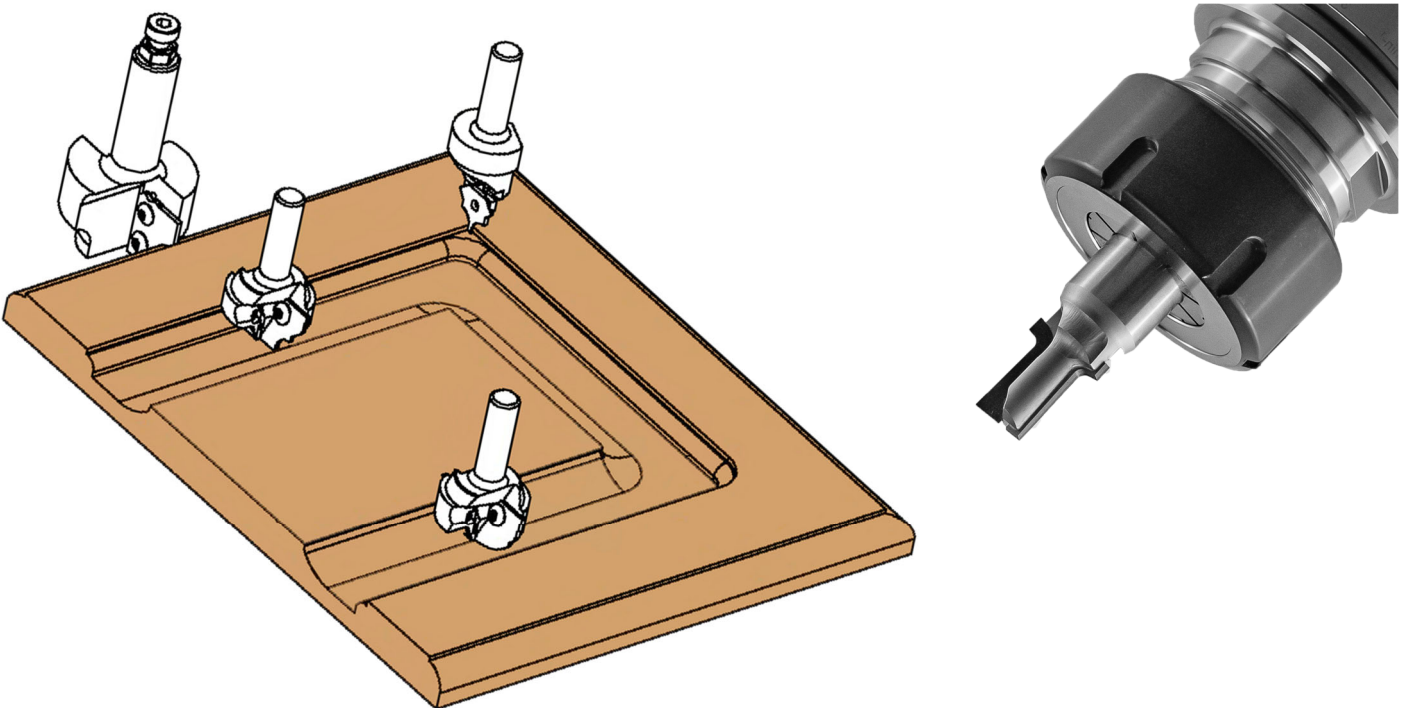


MDF CABINET DOOR TOOLING

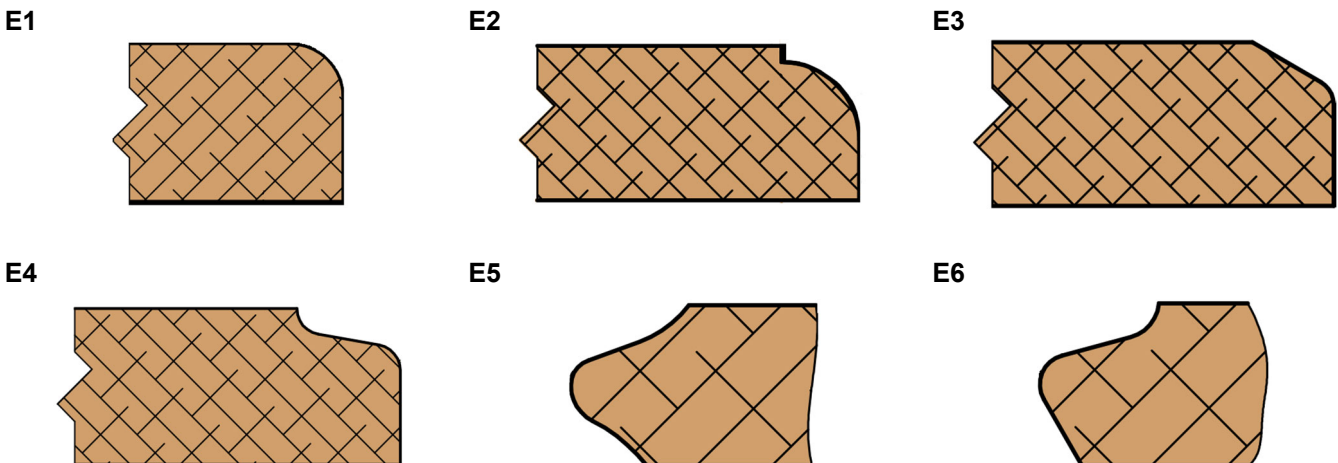
The following MDF cabinet door tooling program includes a selection of standard carbide insert and PCD (diamond) tools designed to produce high-quality cabinet doors, maximize tool life, and reduce (if not completely eliminate) sanding!

OUTSIDE EDGE PROFILES FOR MDF DOORS

PCD edge profile tools for outside edge profiling of MDF cabinet doors. Recommended to pair with HSK heat shrink tool holder (sold separately) to maximize finish and tool life. Below are example profiles. PCD Profile Tools are manufactured to customer's exact needs.



EDGE PROFILE EXAMPLES



INSIDE EDGE PROFILES FOR MDF CABINETS

Four (4) standard profiles available for inside edge profiling for MDF cabinet design. Carbide insert and PCD tipped (diamond) options. Recommended for use on HSK heat shrink tool holder to maximize finish and tool life. Custom profiles available on request.

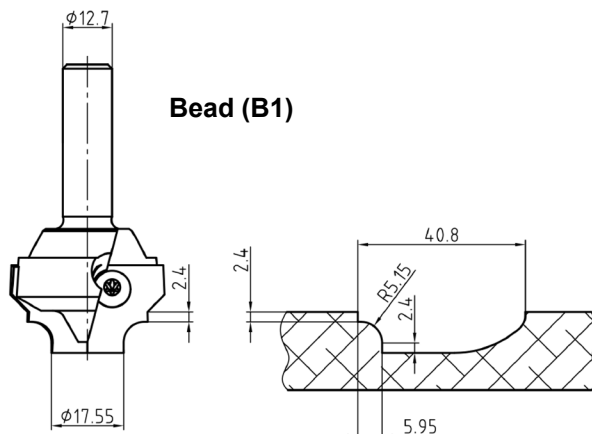
CARBIDE INSERT OPTIONS

Profile Name	S	Item#
B1	12mm	6979.P28315
B2	12mm	4323.024.00
B3	1/2"	6979.P19715
B4	1/2"	6979.P70814

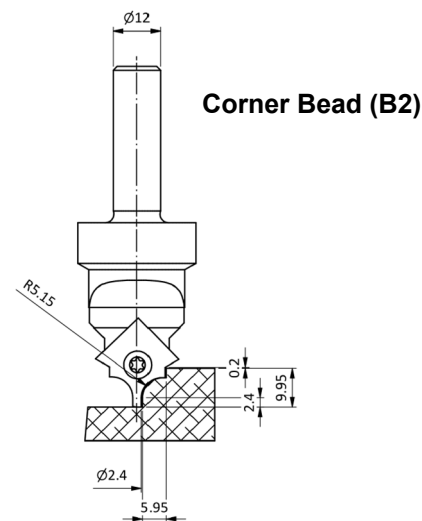
Replacement Inserts: Item# 4207.P28315 (B1)
 Item# 4207.P28415 (B2)
 Item# 4207.P19715 (B3)
 Item# 4207.P70814 (B4)

DIAMOND-TIPPED OPTIONS

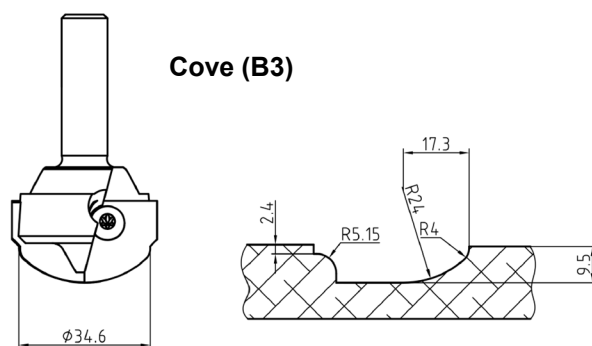
Profile Name	S	Item#
B1	12mm	7.251232.A
B2	-	-
B3	1/2"	7.251232.B
B4	1/2"	7.251626.B



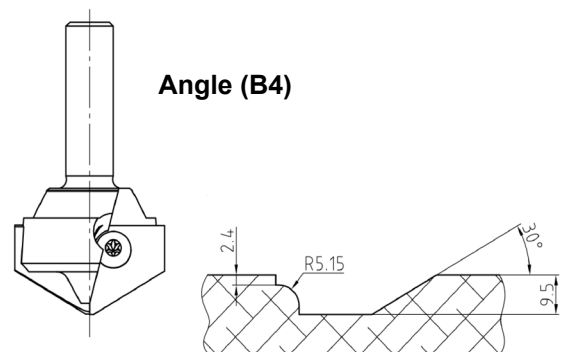
Bead (B1)



Corner Bead (B2)



Cove (B3)



Angle (B4)

FOURCUT SURFACING FINISH BIT

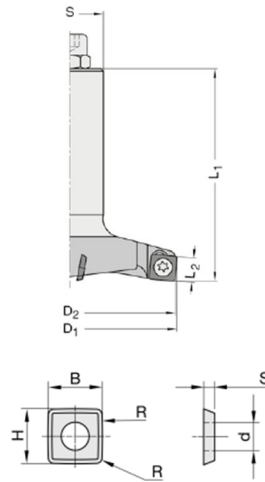

6247

Best solution for surface cleanout on MDF shaker-style cabinet doors and other surface planing applications. Provides an excellent finish, reduces machining time and is extremely economical due to four-sided inserts edge. Replacement inserts are available either in solid carbide, or polycrystalline diamond.

Recommended RPM: 10,000. Recommended feed rate: 4m/min.

D	Cut Length	OAL	S	Rotation	Item#
40mm	9.2mm	90mm	3/4"	RH	6247.400.34
122mm	9.2mm	90mm	25mm	RH	6247.122.25

Replacement Inserts: Item# 4200.098.98 (four-sided, solid carbide)
Item# 7.4200.098.98 (four-sided, PCD-tipped insert)



SPOILBOARD/FLY CUTTER

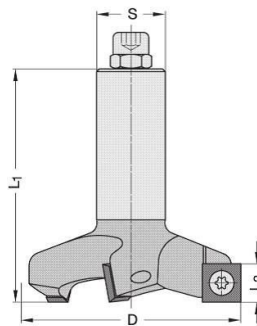
6246

Three-wing insert router bit for planing and CNC spoilboard surfacing.

D	Z	L2	S	Item#
45mm	3	12mm	1/2"	6246.450.12
80mm	3	12mm	3/4"	6246.800.34
100mm	3	12mm	25mm	6246.100.25*

*100mm diameter is supplied on an HSK 63F Heat Shrink tool holder

Replacement Inserts: Item# 4200.012.00



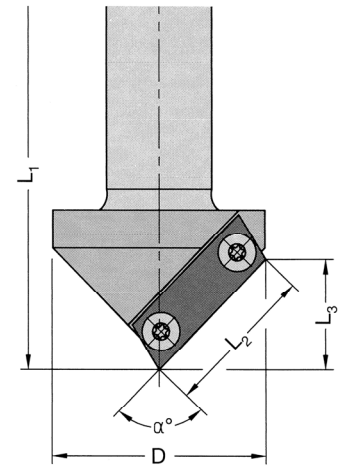
V-GROOVE MITER FOLD INSERT BIT

4320

Insert miter-fold bit for v-grooving, beveling and folding. A true 90° is used for solid surface and phenolic material; a 91° for wood and wood composites which allows for natural expansion of the wood and glue space.

Degree	D	S	L1	L2	L3	Item#
45°	43mm	3/4"	115mm	36.4mm	25mm	4320.043.34
60°	41.5mm	3/4"	118mm	41.5mm	35mm	4320.415.34
90°	50mm	3/4"	93mm	36.4mm	25mm	4320.050.34S
91°	50mm	3/4"	93mm	36.4mm	25mm	4320.050.34
91°	71mm	20mm	105mm	50mm	35mm	4320.071.20

Replacement Inserts:
 Item# 4320.040.00 (90°/91° for wood, plywood, solid surface)
 Item# 4320.041.00 (90°/91° for MDF, particleboard)
 Item# 4320.495.00 (91° x 71mm)
 Item# 4320.050.00 (60°)
 Item# 4320.060.00 (45°)



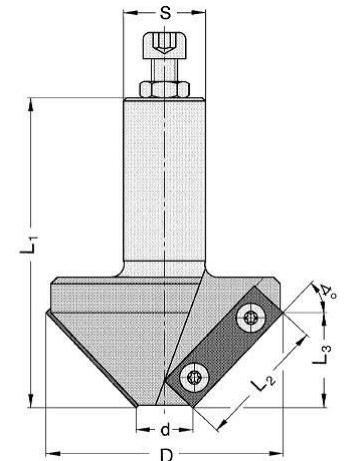
45 DEGREE BEVEL INSERT ROUTER BIT

4322

Insert router bit to produce 45° angled cuts. **Maximum RPM 18,000.**

Degree	D	S	L1	L2	L3	Item#
45	74mm	3/4"	95mm	40mm	28mm	4322.074.34
45	74mm	20mm	95mm	40mm	28mm	4322.074.20
45	74mm	25mm	95mm	40mm	28mm	4322.074.25

Replacement Inserts: Item# 4200.040.00



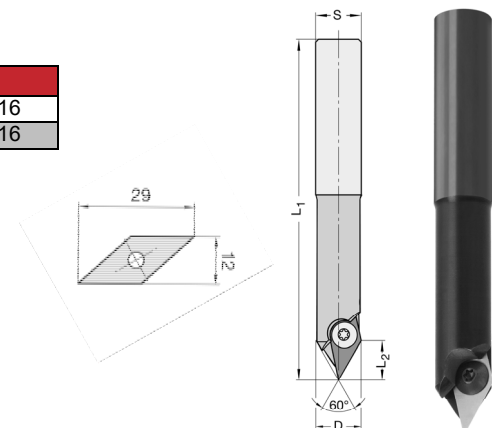
60 DEGREE V-GROOVE INSERT BIT

4321

Insert v-grooving bit with two-sided insert, excellent for corner cleanup in door production and is also suitable for decorative grooving and lettering applications.

Degree	D	S	L1	L2	Rot.	Item#
60°	16mm	16mm	120mm	13.7mm	RH	4321.060.16
60°	16mm	16mm	120mm	13.7mm	LH	4321.061.16

Replacement Inserts: Item# 4321.029.00 (60°, two-sided)



CORRUGATED KNIFE HOLDER

4524

This corrugated head tool holder features a steel body design and offers a great option for short production runs and proto-type needs. It comes on an HSK heat shrink tool holder (sold separately). Maximum knife length is 80mm. RH rotation with LH available on request. For safety reasons, maximum profile depth should not exceed 16mm and maximum knife height should not exceed 40mm.

CED	CEL	OAL	Knife Thickness	S	Item#
100mm	40mm	110mm	1/4"	25mm	4524.040.63
100mm	40mm	110mm	5/16"	25mm	4524.040.79
100mm	60mm	130mm	1/4"	25mm	4524.060.63
100mm	60mm	130mm	5/16"	25mm	4524.060.79
100mm	80mm	150mm	1/4"	25mm	4524.080.63



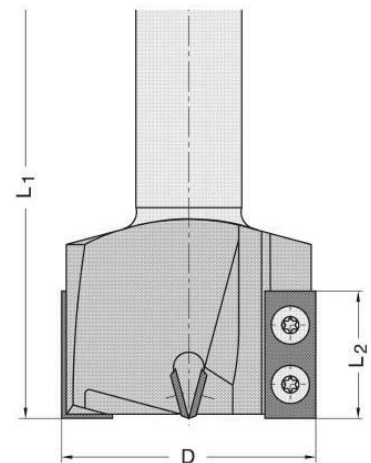
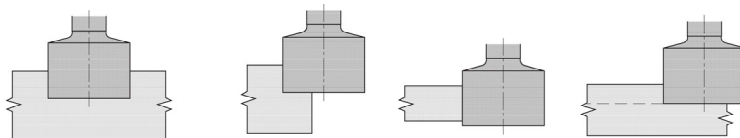
SURFACING/REBATE/JOINTING BIT

6245

Multi-use router bit for boring, grooving, rebating, jointing, and surface planing. When boring over 10mm depth, RPM must be 12,000. Great tool for clean surfacing finish due to design and geometry of bottom cutting inserts. For applications requiring more than just surface planing, this tool has much versatility and provides excellent finish! Z=2+2. **Maximum RPM: 12,000.**

D	L2	L1	S	Rotation	Item#
40mm	30mm	90mm	3/4" x 55mm	RH	6245.400.34
40mm	30mm	90mm	25mm x 55mm	RH	6245.400.30
60mm	30mm	105mm	3/4" x 55mm	RH	6245.600.34
60mm	30mm	105mm	25mm x 55mm	RH	6245.600.30
80mm	12mm	78mm	3/4" x 55mm	RH	6245.800.34
80mm	12mm	78mm	25mm x 55mm	RH	6245.800.30

Replacement Inserts:
 Item# 4200.012.00 (peripheral insert for Diameter 80mm)
 Item# 6419.030.00 (peripheral insert for Diameter 35mm, 40mm, 60mm)
 Item# 4200.012.00 (plunge insert for Diameter 35mm, 40mm)
 Item# 4200.020.00 (plunge insert for Diameter 60mm)
 Item# 4200.030.00 (plunge insert for Diameter 80mm)



DECORATIVE INSERT ROUTER BIT

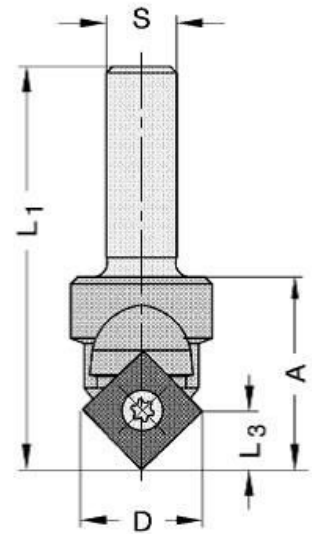
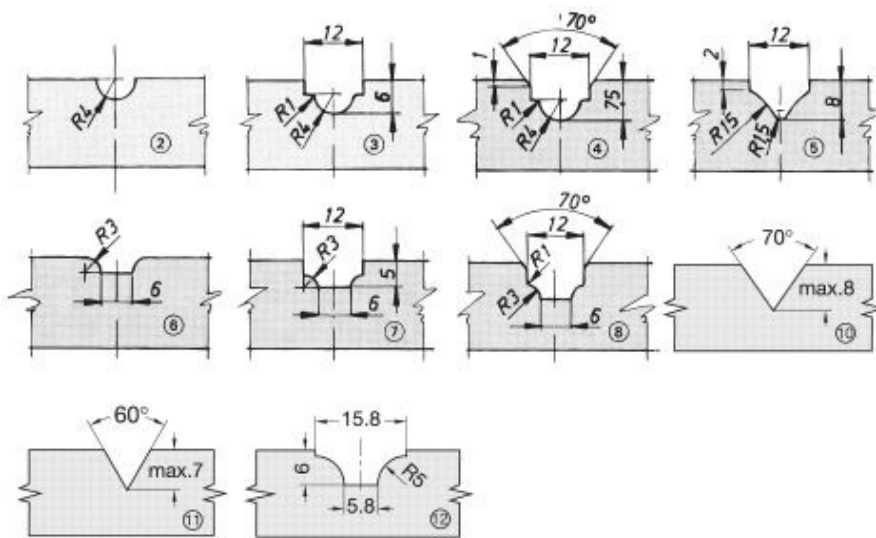
4319

A multi-use decorative insert router bit designed for versatility in grooving, lettering, round-over and engraving. This tool can also be supplied with small custom profiles that fit within the profiling parameters of the insert blank (shown below, right). Great tool for inside edge bevel on MDF shaker doors.

D	L3	A	L1	S	Item#
17mm	8.5mm	27mm	57.5mm	10mm x 30mm	4319.012.00

Replacement Inserts:

- Item# 4200.012.00 (V-Groove)
- Item# 4319.012.02 (Profile 2, 3, and 4)
- Item# 4319.012.05 (Profile 5)
- Item# 4319.012.06 (Profile 6, 7, and 8)
- Item# 4319.012.09 (Profile 9)
- Item# 4319.012.10 (Profile 10)
- Item# 4319.012.11 (Profile 11)
- Item# 4319.012.12 (Profile 12)



Insert blank is
12mm x 12mm

Profiling Area (lines)
Scale 1:1

VARI-ANGLE INSERT ROUTER BIT

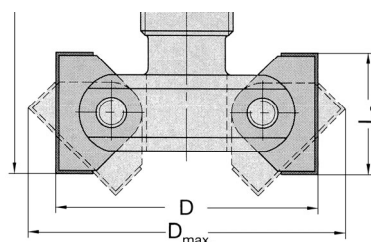
4099

For jointing and for producing angled cuts in solid wood or composite materials. Adjustable 0° to 45° up or 0° to 90°.

D	L2	S	OAL	Item#
85mm-102mm max	40mm	20mm	95mm	4099.085.20
110mm-135mm max	50mm	25mm	114mm	4099.110.25

Replacement Inserts:

- Item# 4200.040.00 (beveled two sides, for L2=40mm)
- Item# 6419.040.00 (beveled four sides, for L2=40mm)
- Item# 4200.050.00 (beveled two sides, for L2=50mm)
- Item# 6419.051.00 (beveled four sides, for L2=50mm)



MORTISE BITS

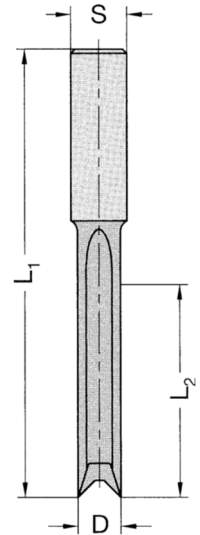
6107

CARBIDE TIPPED SLOT MORTISE BIT

D	L2	L1	S	Flutes	Item#
10mm	50mm	105mm	13mm x 40mm	2	6107.300.320

HIGH QUALITY STEEL SLOT MORTISE BIT

D	L2	L1	S	Flutes	Item#
10mm Shank					
6mm	50mm	73mm	10mm	4	6107.060.10
1/4"	50mm	73mm	10mm	4	6107.635.10
7mm	50mm	73mm	10mm	4	6107.070.10
5/16"	50mm	73mm	10mm	4	6107.793.10
8mm	50mm	73mm	10mm	4	6107.080.10
3/8"	50mm	73mm	10mm	4	6107.953.10
13mm Shank					
6mm	50mm	90mm	13mm	4	6107.060.13
10mm	65mm	105mm	13mm	4	6107.100.13
12mm	75mm	115mm	13mm	4	6107.120.13
14mm	85mm	125mm	13mm	4	6107.140.13
16mm	90mm	130mm	13mm	4	6107.160.13
6mm	45mm	90mm	13mm	2	6107.062.13
8mm	50mm	95mm	13mm	2	6107.082.13
10mm	60mm	105mm	13mm	2	6107.102.13
12mm	70mm	115mm	13mm	2	6107.121.13
1/2" Shank					
1/4"	50mm	73mm	1/2"	4	6107.635.12
3/8"	60mm	100mm	1/2"	4	6107.953.12

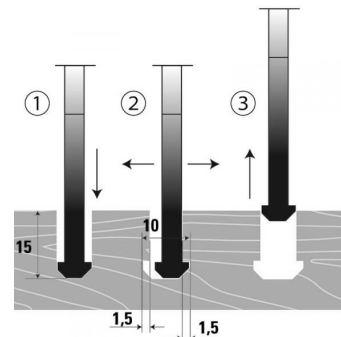


BIT FOR LAMELLO CLAMEX P[®] CONNECTORS

Solid carbide and PCD (diamond) bit for machining grooves for the Clamex[®] connector system. For more abrasive materials and longer tool life, the diamond coated version is recommended.

For Clamex groover, see page 114.

D	Small Diameter	L1	S	Flutes	Material	Item#
9.8mm	7mm	80mm	12mm	2	PCD	7.810TL-20200130
9.8mm	7mm	80mm	12mm	2	Solid Carbide	810TL-20200130



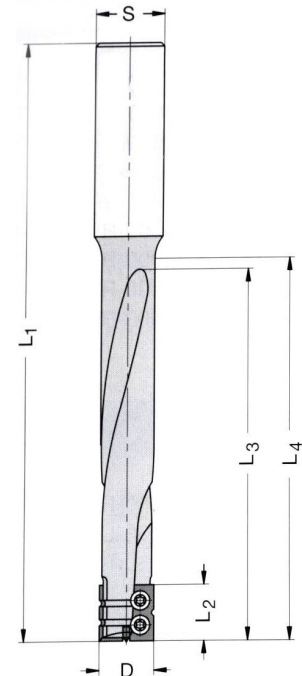
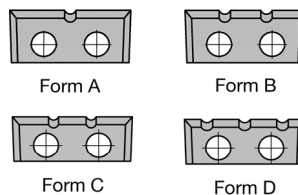
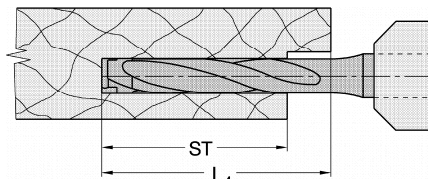
DEEP POCKET MORTISE BIT

6236

Insert tool for use when drilling/routing deep mortise pockets in composite and solid wood. This tool is primarily used for cutting lock pockets. Tool requires one Form A insert and one Form B insert (see below) per setup. The tool body is made of a special, high-density material that provides rigidity and reduces the risk of breakage. Provides vibration-free machining. **Recommended RPM: 12,000-18,000. Gradual Plunge Feed: 12m/minute (up/down). Maximum Cut Progression: 8mm-10mm solid wood; 15mm composites.**

D	L2	S	L1	L3	L4	Item#
14mm	16mm	16mm x 60mm	170mm	96mm	96mm	6236.140.16
16mm	16mm	16mm x 45mm	150mm	105mm	105mm	6236.160.16
16mm	16mm	16mm x 55mm	170mm	105mm	113mm	6236.161.16
16mm	16mm	20mm x 55mm	170mm	105mm	110mm	6236.161.20
16mm	16mm	16mm x 55mm	180mm	105mm	123mm	6236.162.16
16mm	16mm	25mm x 65mm	210mm	105mm	134mm	6236.160.25
18mm	16mm	20mm x 55mm	170mm	105mm	110mm	6236.181.20

Replacement Inserts:
 Item# 6236.000.10 (Form A)
 Item# 6236.000.20 (Form B)
 Item# 6236.000.11 (for 14mm Diameter, Form C)
 Item# 6236.000.21 (for 14mm Diameter, Form D)



HELICAL PLANING CUTTER

4339

Ideal for trimming, jointing, rebating, hogging, and copying operations on solid wood and wood composite materials. For use on all CNC machining centers, this cutter has a maximum rpm of 18,000. Insert knives are four-sided to yield four cycles per insert set. The bottom of the cutter features two, reversible spurs for clean corners when cutting rebates. Cutter cuts flush on the bottom. Cutter head mounted on HSK 63F arbor adapter sold as one unit.

D	Cut Length	Bore	Inserts	Item#
80mm	80mm	30mm	2/16	4339.800.31
100mm	100mm	30mm	2/24	4339.100.30

Replacement Inserts:

80mm: Item# 72023-6-01500-0 (peripheral inserts—for old style prior to 2019)
 Item# 72023-6-01380-0 (peripheral Inserts)
 Item# 72020-6-01420-0 (spurs on bottom)

100mm: Item# 72023-6-01515-0 (peripheral inserts)
 Item# 72019-6-01900-0 (spurs on bottom)

Special Advantages:

- High performance and better chip removal through helical positioned inserts
- Optimum division of cut and shear angles for high feed rates
- Perfect finish, no visible marks due to convex ground tips, precisely positioned
- Reduced noise level
- Perfect tool for pre-cutting arches in window production and other millwork tasks



HSK 63F TOOL HOLDER

6375

Manufactured of high quality, polished, anti-corrosive steel. All tool holders come with ball bearing collet nut. Balanced to ISO G2.5 specification.

D	A	Collet Style	Item#
50mm	70mm	ER32	6375.630.10
50mm	70mm	ER32	6375.632.10*
50mm	100mm	ER32	6375.630.87
60mm	75mm	RDO35/SYOZ25	6375.630.00
60mm	115mm	RDO35/SYOZ25	6375.630.18
63mm	76mm	ER40	6375.630.40
63mm	80mm	RDO35/SYOZ25	6375.630.80**
63mm	90mm	ER40	6375.630.90
63mm	115mm	ER40	6375.630.41

* without data chip hole in cone

** for Anderson



HSK 63F STAINLESS STEEL TOOL HOLDER

Stainless steel tool holders ideal for high humidity environments or in cutting applications using abrasive materials where water or coolant are used.

A	Collet Style	Item#
75mm	RDO35/SYOZ25	6375.630.00SS
70mm	ER32	6375.630.10SS
76mm	ER40	6375.630.40SS

HSK85WS TOOL HOLDER

For use on CNC machines with HSK85WS tool interface used in timber/post/beam construction.

A	Collet Style	Item#
76mm	ER40	6375.850.00



PREZISO HSK 63F HIGH PRECISION CHUCK

6675

This highest precision tool holder is used in combination with high precision collets which together provide a repeat accuracy of 0.003mm (0.0001") Metric size collets are available from 3mm-25mm. Inch dimension collets available as shown below. Special sizes can be ordered with 25pc minimum quantity. **Increase tool life by 30% and more!**

A1	A	Item#
18mm	75mm	6675.630.00
Collets		
Diameter	Length	Item#
1/4"	52mm	21049-635
3/8"	52mm	21049-953
1/2"	52mm	21049-127
3/4"	52mm	21049-195
Spanner Wrench	Length	Item#
C-Spanner	50mm x 5mm	39155-0-50000-0



HYDRO HSK 63F TOOL HOLDER

6390

Compact design hydro tool holders. Built-in safety device prevents the tool from falling out when tool holder is not pressurized. Safe and easy tool changes with perfect accuracy and repeatability. Balanced to G2.5 at 25,000 rpm. Collet reducers available on request!

D (I.D.)	A	Item#
12mm	68mm	6390.120.00
16mm	74mm	6390.160.00
20mm	80mm	6390.200.00
25mm	87.5mm	6390.250.00
3/8"	68mm	6390.953.00
1/2"	69.5mm	6390.130.00
3/4"	78.5mm	6390.190.00
1"	87.5mm	6390.254.00
Torque Wrench		6390.190.50

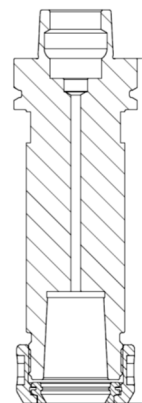


HSK 63F TOOL HOLDERS FOR 5-AXIS USE

6379

Long reach tool holders for 5-axis machining.

D	A	Collet Style	Item#
60mm	178mm	RDO35/SYOZ25	6379.630.17
60mm	200mm	RDO35/SYOZ25	6379.630.20
60mm	250mm	RDO35/SYOZ25	6379.630.25



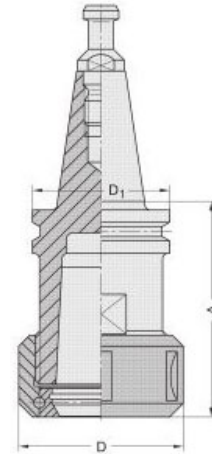
ISO/BT/SK TOOL HOLDER

6369/6370

Precision balanced and manufactured of high-quality, polished, anti-corrosive steel. All tool holders come with a ball bearing collet nut and removable pull stud. With the ball bearing collet nut, these tool holders can be used for tools running either clockwise or counter-clockwise.

D	A	Collet Style	Item#
50mm	50mm	ER32	6369.350.00***
50mm	50mm	ER32	6369.350.00SS***
50mm	60mm	ER32	6369.351.00**
70mm	60mm	RDO35/SYOZ25	6369.364.00
70mm	60mm	RDO35/SYOZ25	6369.364.00SS****
70mm	70mm	RDO35/SYOZ25	6369.371.00
50mm	65mm	ER32	6369.400.00
50mm	55mm	ER32	6370.355.00*
50mm	55mm	ER32	6370.355.00SS****
70mm	115mm	RDO35/SYOZ25	6370.370.00*

* for SCM Routech/Morbidelli
 ** for Colombo Spindle
 *** for HSD Spindle
 **** Stainless steel construction



HSK 63F HEAT SHRINK TOOL HOLDER

6378

Heat shrink tool holders provide the most accurate, high precision clamping option for CNC machining. Improved surface quality through exact concentricity (0.0002"/.003mm). HSK-E and HSK-A available on request. **Highly recommended for use with PCD (diamond) and insert tooling!**

D	A	Item#
1/4"	75mm	6378.635F63
3/8"	75mm	6378.953F63
1/2"	75mm	6378.127F63
5/8"	75mm	6378.160F63
3/4"	75mm	6378.195F63
20mm	75mm	6378.200F63
25mm	75mm	6378.250F63

LONG REACH FOR 5-AXIS MACHINING

D	A	Item#
20mm	108mm	6378.201F63
25mm	108mm	6378.251F63



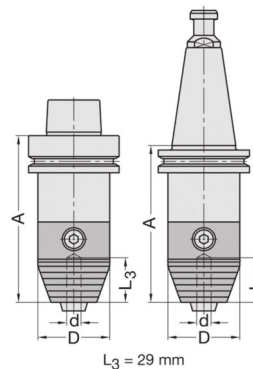
UNIVERSAL BORING CHUCK

6380

This universal CNC boring chuck is the optimum solution for drilling with high precision concentricity on a CNC machining center. Tempered jaws provide special protection from wood chips and dust entering into the unit. Variable adjustment of chucking capacity. With extremely high clamping and retention strength, this holder can be used in CW or CCW rotation. **Drills and boring bit used in this item must have a minimum shank clamping length of 20mm (0.78").**

D	S	A	d	Item#
50mm	HSK 63F	97	1mm-13mm	6380.000.13
57mm	HSK 63F	97	3mm-16mm	6380.800.00
50mm	SK 30	90	1mm-13mm	6380.200.00
50mm	SK 30	90	1mm-13mm	6380.300.00

Recommended Usage:
 Item# 6380.200.00 (for SK30 HSD spindles)
 Item# 6380.300.00 (for SK30 Colombo spindles)
 Item# 6380.700.00 (for HSK 63F)
 Item# 6380.800.00 (for HSK 63F)



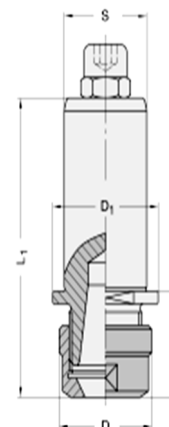
TOOL HOLDER FOR WEEKE BHX

6365

Hardened, ground and precision balanced, this tool holder accepts ER16 collets (available up to 10mm diameter) and is designed for use with Weeke BHX machines that have a hydro clamping system.

This holder has also found popularity for clamping extremely small diameter drills (less than 1mm) since ER16 collets are available as small as 1/32". This tool holder can be mounted like any tool shank on any machine using HSK tool holders or ISO30/ER40 collet style.

D	D1	L1	A	S	For Collet Style	Item#
28mm	32mm	75mm	28.5mm	25mm	ER16	6365.020.25



COLLET NUTS

For use on ISO/SK 30 and HSK-F63 tool holders.

Nut Size	Nut Type	Collet Style	Slots	Item#
M40 x 1.5mm (50)	Bearing	ER32	Closed	6366.020.00
M40 x 1.5mm (50)	Bearing	ER32	Open	6366.021.00
M48 x 1.5mm (60)	Bearing	RDO35/SYOZ25	Closed	6366.025.00
M50 x 1.5mm (63)	Bearing	ER40	Open	6366.023.00
M50 x 1.5mm (63)	Bearing	ER40	Closed	6366.024.00
M40 x 1.5mm (50)	Static	ER32	Open	6366.015.00

6366



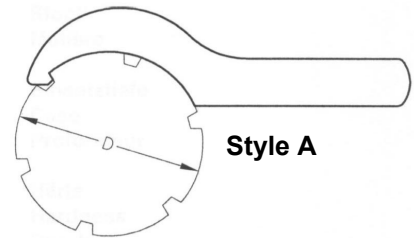
Ball Bearing Nut

Static Nut

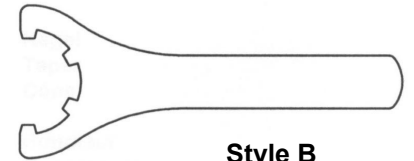
COLLET NUT WRENCH

Nut Size	Collet Style	Slots/Style	Item#
M40 x 1.5mm	ER32	Closed (A)	6366.000.20
M40 x 1.5mm	ER32	Open (B)	6366.000.21
M48 x 1.5mm	RDO35/SYOZ25	Closed (A)	6366.000.25
M50 x 1.5mm	ER40	Open (B)	6366.000.22

6366



Style A



Style B

TOOL HOLDER FORKS

Tool Holder Style	Item#	Machines
HSK 63F	6375.999.01	Biesse, Onsrud, Gannomat, Laguna, Multicam
ISO30	6375.999.02	Various

6375




TORQUE WRENCH

6367

Correct torque is important to maximize tool life and prevent tool slippage and breakage.

Description	Item#
200 TH torque wrench	6367.200.00
Collet key for ER16 collet style	6367.016.00
Collet key for ER 32 collet style	6367.032.00
Collet key for ER40 collet style	6367.040.00
Collet key for RDO35/SYOZ 25 collet style	6367.035.00
Collet key for 100mm dust nut	6367.100.00C
Collet key for 80mm dust nut	6367.080.00C

Recommended Torque: ER32 Torque = 100 ft/lbs
ER40 Torque = 130 ft/lbs
RDO35/SYOZ Torque = 90 ft/lbs




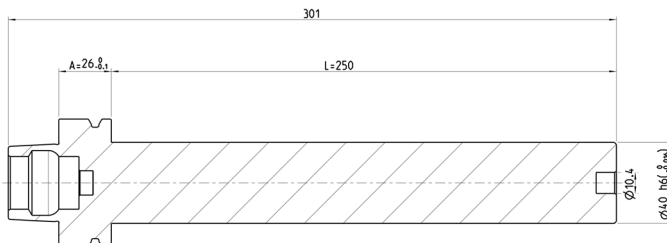
HSK 63F CALIBRATION BAR/TEST BAR

6375

This maintenance tool offers a quick and easy way to test your CNC machine for accuracy and alignment after a crash, machine installation, relocation, or simply as a periodic performance test.

It helps identify excessive runout or axial play early on—a factor that will greatly reduce machine performance and contribute to rapid tool wear and breakage. Regular spindle inspection and calibration will ultimately reduce downtime and prevent costly repairs of spindle and bearings in the long-term. Custom sizes on request.

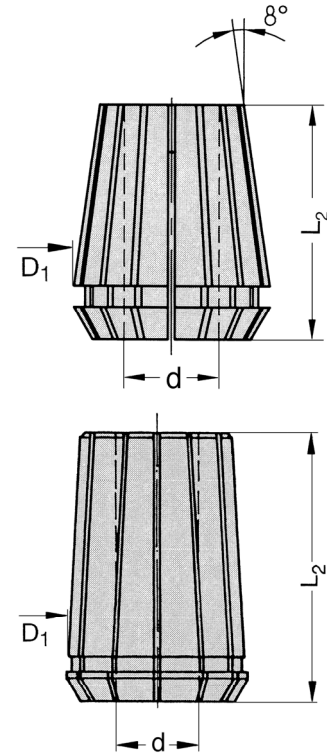
Style	Dimensions	Item#
HSK63F	OAL=301mm, A=26mm, L=250mm	6375.300.00



PRECISION COLLET

L2	40mm	46mm	52mm
D	ER32	ER40	RDO35/SYOZ25
1/16"	6363.158.00	-	-
3mm	6363.030.00	-	-
1/8"	6363.032.00	6363.032.10	6360.032.10
4mm (5/32")	6363.040.00	6363.040.10	6360.040.10
3/16"	6363.476.00	6363.187.10	6360.187.10
1/4"	6363.635.00	6363.635.10	6360.635.10
8mm (5/16")	6363.080.00	6363.080.10	6360.080.10
3/8"	6363.953.00	6363.953.10	6360.953.10
10mm	6363.100.00	6363.100.10	6360.100.10
7/16"	6363.437.00	6363.111.10	6360.111.10
12mm	6363.120.00	6363.120.10	6360.120.10
1/2"	6363.130.00	6363.130.10	6360.130.10
14mm	6363.140.00	6363.140.10	6360.140.10
16mm (5/8")	6363.160.00	6363.160.10	6360.160.10
3/4"	6363.190.00	6363.190.10	6360.195.10
20mm	6363.200.00	6363.200.10	6360.200.10
25mm	-	6363.250.10	6360.250.10
1"	-	6363.254.10	6360.254.10

6360/6363



CYCLONE DUST CONTROL COLLET NUT

6363

The cyclone dust extraction nut is designed to more efficiently remove dust chips in nested router operations. Manufactured from lightweight alloy, balanced to G2.5, and rated for up to 20,000 RPM. When using the cyclone dust nut, the tool cut length should not be any longer than necessary for optimum results. This keeps the shroud as close to the work surface as possible, thereby creating the best vacuum.

The cyclone is designed to work with any tool holder that accepts standard ER32, ER40, or RDO35 (SYOZ25) collets and comes complete with tightening wrench.

Collet Style	Item#	D
ER32	6363.001.32	100
ER32	6363.008.32	80
ER40	6363.001.40	100
ER40	6363.008.40	80
RDO35	6363.001.25	100
RDO35	6363.008.25	80
Cyclone Torque Key	6367.100.00C	100
Cyclone Torque Key	6367.080.00C	80

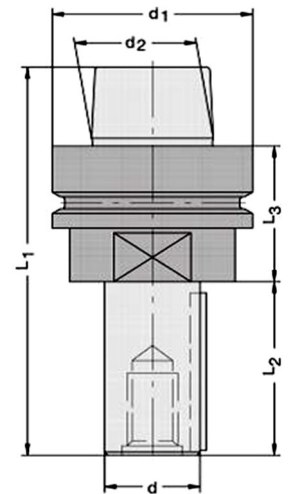


HSK 63F ARBOR ADAPTER

6377

Tempered steel arbor adapter for mounting single or multi-piece cutters on a CNC machine. Higher clamping power and safety due to double-threaded, end retaining screw. Can be used for CW or CCW rotation. Always consult your machine handbook to assure that total weight of arbor and cutter does not exceed spindle limit. **Custom sizes and styles are available on request!**

D	L1	L2	L3	Keyway	Item#
20mm	110mm	40mm	45mm	6mm x 1.5mm	6377.721.40
20mm	125mm	55mm	45mm	6mm x 1.5mm	6377.721.55
20mm	140mm	70mm	45mm	6mm x 1.5mm	6377.721.70
30mm	125mm	55mm	45mm	8mm x 2mm	6377.730.55
30mm	150mm	70mm	45mm	8mm x 2mm	6377.731.80
1-1/4"	160mm	80mm	45mm	drive holes	6377.730.76
1-1/4"	135mm	55mm	45mm	drive holes	6377.731.76
1-1/4"	180mm	100mm	45mm	drive holes	6377.735.10

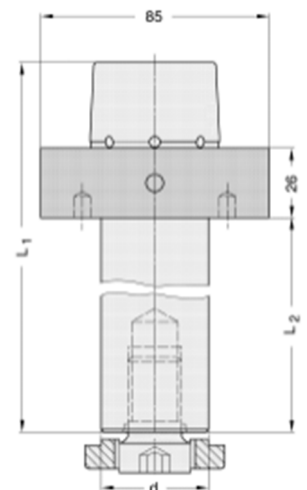


HSK85WS ARBOR ADAPTER

6377

Hardened arbor adapter for arbor tooling such as profile cutters and planer heads used on WEINIG moulders.

D	L1	L2	L3	TK	Item#
40mm	98mm	40mm	26mm	54mm	6377.040.85W
40mm	138mm	80mm	26mm	54mm	6377.080.85W
40mm	188mm	130mm	26mm	54mm	6377.130.85W



SAW BLADE ADAPTER

6374

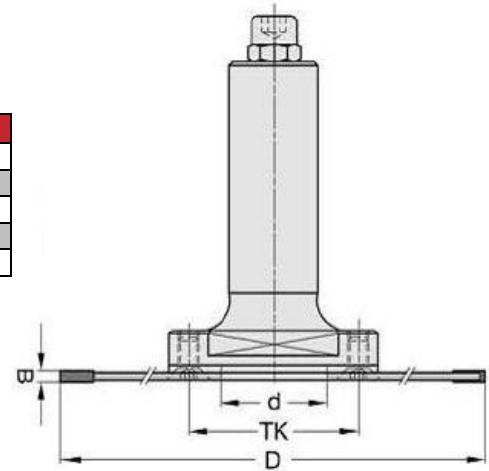
Arbor for mounting groovers and saw blades for horizontal grooving and sawing. Maximum kerf width to 10mm. Kerf width of 3.5mm and below require an additional clamping ring (included). Maximum blade diameter is 200mm (8") for a maximum depth of cut of 65mm. It is recommended that this adapter be purchased with a heat shrink tool holder where possible for maximum accuracy.

Blades used on this arbor require pinholes as follows:

- Bore (d) = 22mm need four 6mm holes on a 36mm circle
- Bore (d) = 30mm need four 6mm holes on a 48mm circle

d	L1	L2	TK	S	Item#
22mm	90mm	4mm	36mm	3/4" x 65mm	6374.022.34
22mm	90mm	4mm	36mm	25mm x 65mm	6374.022.04
30mm	74mm	4mm	48mm	16mm x 60mm	6374.030.16
30mm	90mm	4mm	48mm	3/4" x 65mm	6374.030.34
30mm	90mm	4mm	48mm	25mm x 65mm	6374.030.04

- Additional Parts:**
- Item# 39541-0-04000-3
(clamping ring 60mm x 4mm x 30mm, d = 30mm)
 - Item# 39541-0-04022-3
(clamping ring 50mm x 4mm x 22mm, d = 22mm)
 - Item# 39125-0-06016-R
(M6 x 16mm screw)
 - Item# 39140-0-00302-0 (wrench SW3)



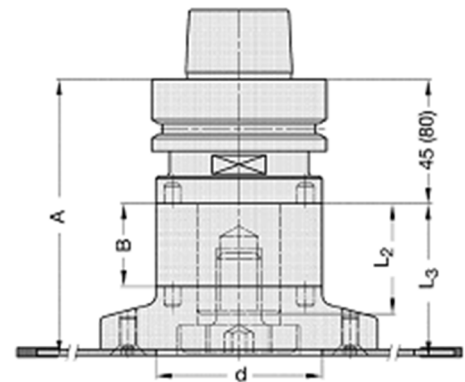
SAW BLADE FLANGE ASSEMBLY (BLADES >350MM)

6373

Saw blade arbor/flange assembly for mounting saw blades for horizontal sawing on CNC Machines. The flange diameter (large o.d.) of this assembly is 100mm. The maximum saw blade diameter to be used on this adapter is 350mm. Also available for machines utilizing SK30, SK40 and HSK-E.

Saw blades used on this arbor require a 60mm bore and six (6) M6 pinholes located on an 80mm circle.

A	L2	B	L3	Style	Item#
100mm	40mm	30mm	55mm	HSK 63F	6373.100.00
115mm	55mm	45mm	70mm	HSK 63F	6373.115.00
140mm	80mm	75mm	95mm	HSK 63F	6373.140.00



SAW BLADE FLANGE ASSEMBLY (BLADES >400MM)

6373

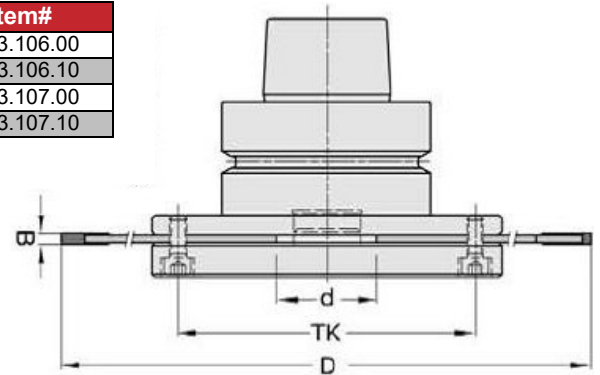
Tempered saw blade flange for precise mounting of blades on CNC machines. The flange diameter (large o.d.) of this assembly is 106mm. The maximum saw blade diameter to be used on this adapter is 400mm.

Saw blades used on this arbor require a 30mm bore and pinholes, depending on the "A" dimension.

If A = 105: Four (4) 5.5mm holes on a 52mm circle

If A = 130/160mm: Eight (8) 5.5mm holes on a 90mm circle

D	d	A	TK	Style	Item#
Up to 400mm	30mm	40mm	90mm	with counter flange	6373.106.00
Up to 400mm	30mm	40mm	90mm	without counter flange	6373.106.10
Up to 400mm	30mm	50mm	90mm	with counter flange	6373.107.00
Up to 400mm	30mm	50mm	90mm	without counter flange	6373.107.10



SAW BLADE TOOL HOLDER FOR 5-AXIS MACHINING

6372

5-axis machining can present special requirements when the standard length of a tool holder is too short. We offer solutions to this problem, with longer-length collet chucks, long-length heat shrink chucks (featuring a narrow design that doesn't obstruct reach), and our long reach saw blade tool adapter.

D	S	A	Max. Blade Diameter	Item#
30mm	HSK 63F	105mm	260mm	6372.105.00
30mm	HSK 63F	130mm	350mm	6372.130.00
30mm	HSK 63F	160mm	350mm	6372.160.00



CNC TOOL SET-UP FIXTURE


6355

Make tool setup a snap! When firmly clamped to a work bench, our set up fixtures offer a safe and effective way to check and prepare tooling for use. Tool locks into position with ball bearing seat. The "Plus" tool setup fixture can be turned into a complete measuring system by purchasing the optional Digitec measuring gauges shown below (sold separately).

Chuck Style	Type	Item#
HSK 63F	Basic	6355.630.01
HSK 63F	Plus	6355.630.00

Setup fixtures available for: HSK-E 40, SK30, HSK-F 50, HSK-E 50, SK40, BT40, SK30 with serrated collar (Morbidelli), ISO30, BT30, and HSK-W 85 (Weinig) on request.

Basic



Plus



COMPLETE DIGITEC TOOL MEASURING SYSTEM

6355/21175

Efficient and economical tool measuring system. Maximum height measurement is 270mm as measured from the HSK shoulder to the end of the tool.

Readout Resolution: 0.1mm

Accuracy: .05mm

Chuck Style	Item#
HSK 63F/HSK-E 63	6355.630.10
HSK-E 40	6355.630.11
SK40/BT40	6355.630.12
SK30 with gear (SCM/Morbidelli)	6355.630.13
ISO30 (CMS) BT30	6355.630.14
HSK 85W (Weinig)	6355.630.15

Complete Measuring System



MEASURING GAUGE

Chuck Style	Measuring Type	Item#
HSK 63F	Height Gauge	21175-0-13500-0
HSK 63F	Height and Diameter Gauge	21175-0-00000-0



Measuring Gauge

TOOL PRESETTER

P368

The **P368LR** tool presetter is a precision tool measuring instrument which is easy to use and designed for the needs of CNC operators to obtain quick measurements.

The **P368XL** measures both straight and profiled tools, it offers precise measurement and setup of tool sets.

Interchangeable tool mounts available for HSK-F 63, HSK-E 63, ISO30, SK30/40/50.

Finding popularity in the wood, composites, metal and glass industries, where there is a constant need to set or adjust tools, it can measure both the radius/diameter and tool height in a snap!

Technical Features:

- Alpha-numeric keys
- Backlit Display
- Memory of up to 4 machine origins
- Metric to inch conversion
- Hold function



P368LR

Measuring Capabilities	Dimensions	Resolution	Weight	Power
250mm diameter x 300mm height	410mm wide x 150mm deep x 540mm height	0.01mm	12kg (26.5 lbs)	2x AA Batteries per display

P368XL

Measuring Capabilities	Dimensions	Resolution	Weight	Power
400mm diameter x 300mm height	490mm wide x 200mm deep x 580mm height	0.01mm	33kg (73 lbs)	2x AA Batteries per display

AGGREGATE HEADS

CNC aggregate heads come in a variety of standard designs for drilling, routing, grooving, sawing, planing, moulding, sanding, and many other specialty application executions. Lending 5-axis capability to three-axis machines, these precision machine adapters make difficult to machine challenges a breeze. Manufactured in Germany by highly skilled technicians, they are assembled, tested, and delivered in either grease or oil lubrication version—depending on the intended application and frequency of use. CNC aggregate heads are available with HSK, ISO/SK and other machine interfaces and individualized torque arm ring based on specific machine need.

Special Application Examples:

- Multi-head Boring Block
- Oscillating Lock Recess Head
- Floating Head Aggregate
- Cutter Head Aggregate
- Multi-saw Aggregate
- Sanding Aggregates
- Creasing Tool Aggregates
- Custom Aggregates for difficult jobs!



OSCILLATING SANDING HEAD

CNC-AG

Sanding and polishing unit for CNC routers. The sanding base is designed to accept standard hook and loop sanding pads available from every hardware store. This popular sanding head is equipped with three (3) resistance springs which provide a floating/oscillating capacity up to 4mm. Ideal for sanding flat or uneven surfaces as well as polishing solid surface and similar materials. Shank diameter is 16mm, and this sanding unit can be mounted on standard tool holders using a 16mm collet. For optimum performance, pair with an HSK Heat Shrink Toolholder.

D	S	Item#
76mm	16mm	CNC-AG 76
125mm	16mm	CNC-AG 125
150mm	16mm	CNC-AG 150

Replacement Pads:
 Item# CNC-AGD 76 (for CNC-AG 76)
 Item# CNC-AGD 125 (for CNC-AG 125)
 Item# CNC-AGD 150 (for CNC-AG 150)



SAW BLADES FOR AGGREGATE HEADS

2062

Carbide-tipped saw blades for use with aggregate heads. Note the standard configuration of pinholes specific to the brand/model aggregate. Can be modified as needed. **Other sizes available upon request.**

D	B	d	Pinholes	# of Teeth	Grind	Machine	Item#
90mm	3.5mm	30mm	-	24	ATB	Robland	2062.090.20
100mm	3.2mm	30mm	-	20	F	Weeke	2062.100.30
120mm	3.2mm	30mm	4/6/48	24	ATB		2062.120.24
120mm	3.2mm	20mm	3+3/4.5/35	24	ATB	SCM	2062.121.24
120mm	4.0mm	35mm	Multiple	30	ATB	Biesse, Busselato	2062.120.35
125mm	3.2mm	30mm	4+4/6/48	36	ATB	Weeke	2062.125.32
150mm	3.2mm	30mm	4+4/6/48	24	ATB	Felder, AES	2062.150.24
150mm	3.2mm	30mm	4+4/6/48	36	ATB		2062.150.36
180mm	3.2mm	30mm	4/7/52	30	ATB	Homag, Weeke	2062.180.30
180mm	3.2mm	30mm	4/7/1952	36	ATB	Homag, Weeke	2062.180.36
180mm	3.2mm	30mm	4/7/52	42	ATB	Homag, Weeke	2062.180.42
180mm	3.2mm	30mm	4/7/52	56	ATB	Homag, Weeke	2062.180.56
180mm	3.2mm	35mm	1/6/46+1/6/50	30	ATB	Biesse	2062.181.30
180mm	3.2mm	35mm	1/6/46+1/6/50	58	ATB	Biesse	2062.181.58
180mm	3.2mm	40mm	4+4/6/52	42	ATB	Benz (Flex 5)	2062.181.42
180mm	3.2mm	40mm	4+4/6/52	56	ATB	Benz(Flex 5)	2062.181.56
180mm	4.0mm	30mm	2/6/42+4/5.5-10/45	42	ATB	Felder	2062.182.42
220mm	2.8mm	30mm	4/6.5/60	36	ATB	IMA	2062.220.36
240mm	3.2mm	30mm	4/5.6/52	54	TCG	Homag	2062.240.54
240mm	3.2mm	40mm	8/5.6/52	54	TCG	Homag	2062.241.54
250mm	3.2mm	30mm	2/6/42	60	ATB	Homag	2062.250.60
250mm	3.2mm	30mm	2/6/42	60	TCG	Homag	2062.251.60
280mm	3.2mm	30mm	2/7/42	60	TCG	Homag	2062.280.60
300mm	3.2mm	50mm	6/5.5/80+1/6/80	72	ATB	Biesse	2062.300.72

TCG = Triple Chip Grind
ATB = Alternate Top Grind
F = Flat Top Grind



BRAD POINT BITS—CARBIDE TIPPED

6024

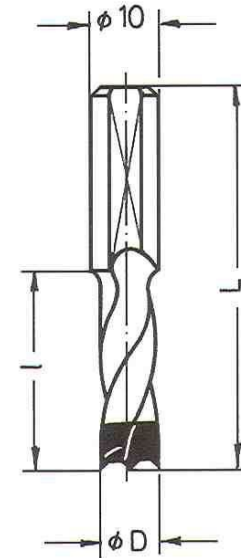
Carbide tipped drill bits for blind holes. 10mm shank with height adjustment set screw. Flat landing on shank. Other sizes available on request.

57MM OVERALL LENGTH

D	L1 (L)	L2 (I)	S	Item# (RH)	Item# (LH)
4mm	57mm	27mm	10mm x 30mm	6024.040.00	6024.040.01
4.76mm (3/16")	57mm	27mm	10mm x 30mm	6024.476.00	6024.476.01
5mm	57mm	27mm	10mm x 30mm	6024.050.00	6024.050.01
5.1mm	57mm	27mm	10mm x 30mm	6024.051.00	6024.051.01
5.2mm	57mm	27mm	10mm x 30mm	6024.052.00	6024.052.01
5.5mm (7/32")	57mm	27mm	10mm x 30mm	6024.555.00	6024.555.01
6mm	57mm	27mm	10mm x 30mm	6024.060.00	6024.060.01
6.35mm (1/4")	57mm	27mm	10mm x 30mm	6024.635.00	6024.635.01
7mm	57mm	27mm	10mm x 30mm	6024.070.00	6024.070.01
7.14mm (9/32")	57mm	27mm	10mm x 30mm	6024.714.00	6024.714.01
7.5mm	57mm	27mm	10mm x 30mm	6024.075.00	6024.075.01
8mm	57mm	27mm	10mm x 30mm	6024.080.00	6024.080.01
8.2mm	57mm	27mm	10mm x 30mm	6024.082.00	6024.082.01
8.5mm	57mm	27mm	10mm x 30mm	6024.085.00	6024.085.01
9mm	57mm	27mm	10mm x 30mm	6024.090.00	6024.090.01
9.5mm (3/8")	57mm	27mm	10mm x 30mm	6024.953.00	6024.953.01
10mm	57mm	27mm	10mm x 30mm	6024.100.00	6024.100.01
11mm	57mm	27mm	10mm x 30mm	6024.110.00	6024.110.01
11.1mm (7/16")	57mm	27mm	10mm x 30mm	6024.111.00	6024.111.01
12mm	57mm	27mm	10mm x 30mm	6024.120.00	6024.120.01
12.7mm (1/2")	57mm	27mm	10mm x 30mm	6024.127.00	6024.127.01
13mm	57mm	27mm	10mm x 30mm	6024.130.00	6024.130.01
14mm	57mm	27mm	10mm x 20mm	6024.140.00	6024.140.01
15mm	57mm	27mm	10mm x 20mm	6024.150.00	6024.150.01
15.8mm (5/8")	57mm	27mm	10mm x 20mm	6024.158.00	6024.158.01
16mm	57mm	27mm	10mm x 20mm	6024.160.00	6024.160.01

70MM OVERALL LENGTH

D	L1 (L)	L2 (I)	S	Item# (RH)	Item# (LH)
4mm	70mm	35mm	10mm x 30mm	6024.040.10	6024.040.11
4.5mm	70mm	35mm	10mm x 30mm	6024.045.10	6024.045.11
4.76mm (3/16")	70mm	35mm	10mm x 30mm	6024.476.10	6024.476.11
5mm	70mm	35mm	10mm x 30mm	6024.050.10	6024.050.11
5.1mm	70mm	35mm	10mm x 30mm	6024.051.10	6024.051.11
5.2mm	70mm	35mm	10mm x 30mm	6024.052.10	6024.052.11
5.5mm (7/32")	70mm	35mm	10mm x 30mm	6024.055.10	6024.055.11
6mm	70mm	35mm	10mm x 30mm	6024.060.10	6024.060.11
6.35mm (1/4")	70mm	35mm	10mm x 30mm	6024.635.10	6024.635.11
6.5mm	70mm	35mm	10mm x 30mm	6024.065.10	6024.065.11
6.7mm	70mm	35mm	10mm x 30mm	6024.067.10	6024.067.11
7mm	70mm	35mm	10mm x 30mm	6024.070.10	6024.070.11
7.14mm (9/32")	70mm	35mm	10mm x 30mm	6024.714.10	6024.714.11
7.5mm	70mm	35mm	10mm x 30mm	6024.075.10	6024.075.11
8mm (5/16")	70mm	35mm	10mm x 30mm	6024.080.10	6024.080.11
8.1mm	70mm	35mm	10mm x 30mm	6024.081.10	6024.081.11
8.2mm	70mm	35mm	10mm x 30mm	6024.082.10	6024.082.11
8.5mm	70mm	35mm	10mm x 30mm	6024.085.10	6024.085.11
8.7mm	70mm	35mm	10mm x 30mm	6024.087.10	6024.087.11
9mm	70mm	35mm	10mm x 30mm	6024.090.10	6024.090.11
9.52mm (3/8")	70mm	35mm	10mm x 30mm	6024.953.10	6024.953.11
10mm	70mm	35mm	10mm x 30mm	6024.100.10	6024.100.11



Recommended feed rate for drill bits:

RPM	Feedrate m/min
3,000	1.0-2.0
4,500	1.5-2.5
6,000	2.0-3.5
9,000	2.5-5.5

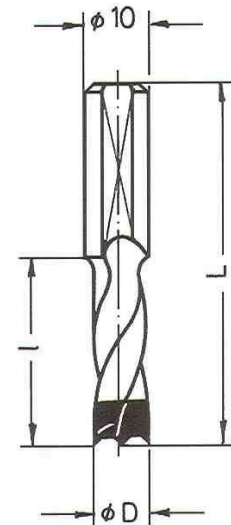
Depending on the material, the feed speed should be fine-tuned within the above parameters.

BRAD POINT BITS—CARBIDE TIPPED continued

6024

70MM OVERALL LENGTH

D	L1 (L)	L2 (I)	S	Item# (RH)	Item# (LH)
10.4mm	70mm	35mm	10mm x 30mm	6024.104.10	6024.104.11
11mm	70mm	35mm	10mm x 30mm	6024.110.10	6024.110.11
11.1mm (7/16")	70mm	35mm	10mm x 30mm	6024.111.10	6024.111.11
12mm	70mm	35mm	10mm x 30mm	6024.120.10	6024.120.11
12.7mm (1/2")	70mm	35mm	10mm x 30mm	6024.127.10	6024.127.11
13mm	70mm	35mm	10mm x 20mm	6024.130.10	6024.130.11
14mm	70mm	35mm	10mm x 20mm	6024.140.10	6024.140.11
15mm	70mm	35mm	10mm x 20mm	6024.150.10	6024.150.11
15.8 (5/8")	70mm	35mm	10mm x 20mm	6024.158.10	6024.158.11
16mm	70mm	35mm	10mm x 20mm	6024.160.10	6024.160.11
19mm	70mm	35mm	10mm x 20mm	6024.190.10	6024.190.11
20mm	70mm	35mm	10mm x 20mm	6024.200.10	6024.200.11

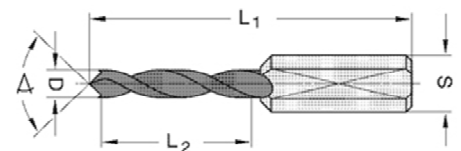


BRAD POINT BITS—SOLID CARBIDE

6024

57MM OVERALL LENGTH

D	L1 (L)	L2 (I)	S	Item# (RH)	Item# (LH)
3mm	57mm	25mm	10mm x 30mm	6024.030.00SC	6024.030.01SC
4mm	57mm	25mm	10mm x 30mm	6024.040.00SC	6024.040.01SC
5mm	57mm	25mm	10mm x 30mm	6024.050.00SC	6024.050.01SC
6mm	57mm	25mm	10mm x 30mm	6024.060.00SC	6024.060.01SC
6.35mm (1/4")	57mm	25mm	10mm x 30mm	6024.635.00SC	6024.635.01SC
7mm	57mm	25mm	10mm x 30mm	6024.070.00SC	6024.070.01SC
8mm	57mm	25mm	10mm x 30mm	6024.080.00SC	6024.080.01SC
10mm	57mm	25mm	10mm x 30mm	6024.100.00SC	6024.100.01SC



70MM OVERALL LENGTH

D	L1 (L)	L2 (I)	S	Item# (RH)	Item# (LH)
3mm	70mm	35mm	10mm x 30mm	6024.030.10SC	6024.030.11SC
4mm	70mm	35mm	10mm x 30mm	6024.040.10SC	6024.040.11SC
5mm	70mm	35mm	10mm x 30mm	6024.050.10SC	6024.050.11SC
6mm	70mm	35mm	10mm x 30mm	6024.060.10SC	6024.060.11SC
6.35mm (1/4")	70mm	35mm	10mm x 20mm	6024.635.10SC	6024.635.11SC
7mm	70mm	35mm	10mm x 20mm	6024.070.10SC	6024.070.11SC
8mm (5/16")	70mm	35mm	10mm x 20mm	6024.080.10SC	6024.080.11SC
10mm	70mm	35mm	10mm x 20mm	6024.100.10SC	6024.100.11SC

Special sizes are available. Minimum order of ten (10) pieces.

LONG SERIES BRAD POINT BITS—CARBIDE TIPPED

6019

Carbide tipped drill bits for blind holes. 10mm shank with height adjustment set screw.

85MM OVERALL LENGTH

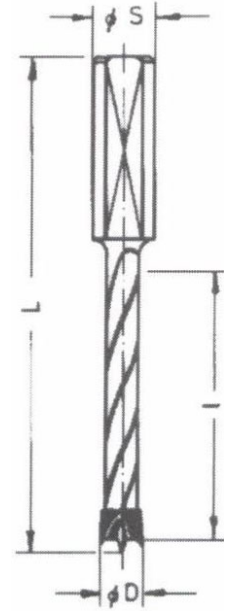
D	L1 (L)	L2 (l)	S	Item# (RH)	Item# (LH)
5mm	85mm	45mm	10mm x 30mm	6019.050.00	6019.050.01
5.5mm	85mm	45mm	10mm x 30mm	6019.055.00	6019.055.01
6mm	85mm	45mm	10mm x 30mm	6019.060.00	6019.060.01
6.35mm (1/4")	85mm	45mm	10mm x 30mm	6019.635.00	6019.625.01
7mm	85mm	45mm	10mm x 30mm	6019.070.00	6019.070.01
8mm	85mm	45mm	10mm x 30mm	6019.080.00	6019.080.01
8.2mm	85mm	45mm	10mm x 30mm	6019.082.00	6019.082.01
9mm	85mm	45mm	10mm x 30mm	6019.090.00	6019.090.01
10mm	85mm	45mm	10mm x 30mm	6019.100.00	6019.100.01
11mm	85mm	45mm	10mm x 30mm	6019.110.00	6019.110.01
12mm	85mm	45mm	10mm x 30mm	6019.120.00	6019.120.01
15mm	85mm	45mm	10mm x 30mm	6019.150.00	6019.150.01

105MM OVERALL LENGTH

D	L1 (L)	L2 (l)	S	Item# (RH)	Item# (LH)
5mm	105mm	65mm	10mm x 30mm	6019.050.10	6019.050.11
5.5mm	105mm	65mm	10mm x 30mm	6019.055.10	6019.055.11
6mm	105mm	65mm	10mm x 30mm	6019.060.10	6019.060.11
7mm	105mm	65mm	10mm x 30mm	6019.070.10	6019.070.11
8mm	105mm	65mm	10mm x 30mm	6019.080.10	6019.080.11
9mm	105mm	65mm	10mm x 30mm	6019.090.10	6019.090.11
10mm	105mm	65mm	10mm x 30mm	6019.100.10	6019.100.11
12mm	105mm	65mm	10mm x 30mm	6019.120.10	6019.120.11
15mm	105mm	65mm	10mm x 30mm	6019.150.10	6019.150.11

120MM OVERALL LENGTH

D	L1 (L)	L2 (l)	S	Item# (RH)	Item# (LH)
5mm	120mm	90mm	10mm x 20mm	6019.050.20	6019.050.21
5.5mm	120mm	90mm	10mm x 20mm	6019.055.20	6019.055.21
6mm	120mm	90mm	10mm x 20mm	6019.060.20	6019.060.21
7mm	120mm	90mm	10mm x 20mm	6019.070.20	6019.070.21
8mm	120mm	90mm	10mm x 20mm	6019.080.20	6019.080.21
9mm	120mm	90mm	10mm x 20mm	6019.090.20	6019.090.21
10mm	120mm	90mm	10mm x 20mm	6019.100.20	6019.100.21
12mm	120mm	90mm	10mm x 20mm	6019.120.20	6019.120.21
15mm	120mm	90mm	10mm x 20mm	6019.150.20	6019.150.21



V-POINT DRILLS—CARBIDE TIPPED

6028

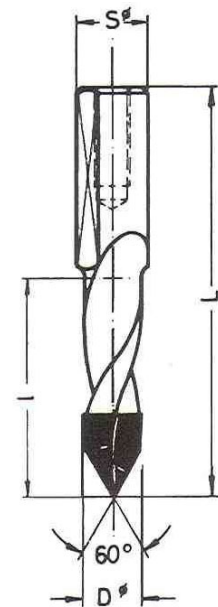
Carbide tipped drill bits for through holes. 10mm shank with height adjustment set screw. Flat landing on shank.

57MM OVERALL LENGTH

D	L1 (L)	L2 (I)	S	Item# (RH)	Item# (LH)
4mm	57mm	27mm	10mm x 24mm	6028.040.20	6028.040.21
4.76mm (3/16")	57mm	27mm	10mm x 24mm	6028.476.20	6028.476.21
5mm	57mm	27mm	10mm x 24mm	6028.050.20	6028.050.21
5.1mm	57mm	27mm	10mm x 24mm	6028.051.20	6028.051.21
5.55mm (7/32")	57mm	27mm	10mm x 24mm	6028.555.20	6028.555.21
6mm	57mm	27mm	10mm x 24mm	6028.060.20	6028.060.21
6.35mm (1/4")	57mm	27mm	10mm x 24mm	6028.635.20	6028.635.21
8mm	57mm	27mm	10mm x 24mm	6028.080.20	6028.080.21
9.53mm (3/8")	57mm	27mm	10mm x 24mm	6028.953.20	6028.953.21
11.1mm (7/16")	57mm	27mm	10mm x 24mm	6028.111.20	6028.111.21
12mm	57mm	27mm	10mm x 24mm	6028.120.20	6028.120.21
12.7mm (1/2")	57mm	27mm	10mm x 24mm	6028.127.20	6028.127.21

70MM OVERALL LENGTH

D	L1 (L)	L2 (I)	S	Item# (RH)	Item# (LH)
4mm	70mm	35mm	10mm x 24mm	6028.040.30	6028.040.31
4.76mm (3/16")	70mm	35mm	10mm x 24mm	6028.476.30	6028.476.31
5mm	70mm	35mm	10mm x 24mm	6028.050.30	6028.050.31
5.1mm	70mm	35mm	10mm x 24mm	6028.051.30	6028.051.31
5.2mm	70mm	35mm	10mm x 24mm	6028.052.30	6028.052.31
5.5mm	70mm	35mm	10mm x 24mm	6028.055.30	6028.055.31
6mm	70mm	35mm	10mm x 24mm	6028.060.30	6028.060.31
6.5mm	70mm	35mm	10mm x 24mm	6028.065.30	6028.065.31
6.35mm (1/4")	70mm	35mm	10mm x 24mm	6028.635.30	6028.635.31
7mm	70mm	35mm	10mm x 24mm	6028.070.30	6028.070.31
7.14mm (9/32")	70mm	35mm	10mm x 24mm	6028.714.30	6028.714.31
8mm	70mm	35mm	10mm x 24mm	6028.080.30	6028.080.31
8.2mm	70mm	35mm	10mm x 24mm	6028.082.30	6028.082.31
8.5mm	70mm	35mm	10mm x 24mm	6028.085.30	6028.085.31
9mm	70mm	35mm	10mm x 24mm	6028.090.30	6028.090.31
9.53mm (3/8")	70mm	35mm	10mm x 24mm	6028.953.30	6028.953.31
10mm	70mm	35mm	10mm x 24mm	6028.100.30	6028.100.31
10.2mm	70mm	35mm	10mm x 24mm	6028.102.30	6028.102.31
11.1mm (7/16")	70mm	35mm	10mm x 24mm	6028.111.30	6028.111.31
12mm	70mm	35mm	10mm x 24mm	6028.120.30	6028.120.31
12.7mm (1/2")	70mm	35mm	10mm x 24mm	6028.127.30	6028.127.31
15mm	70mm	35mm	10mm x 24mm	6028.150.30	6028.150.31
15.8 (5/8")	70mm	35mm	10mm x 24mm	6028.158.30	6028.158.31



V-POINT DRILL BITS—SOLID CARBIDE

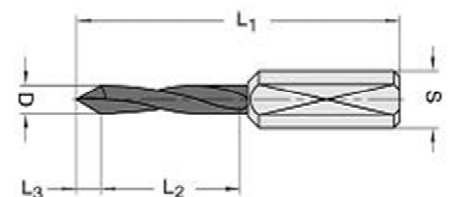
6028

57MM OVERALL LENGTH

D	L1 (L)	L2 (I)	S	Item# (RH)	Item# (LH)
3mm	57mm	27mm	10mm x 24mm	6028.030.20SC	6028.030.21SC
4mm	57mm	27mm	10mm x 24mm	6028.040.20SC	6028.040.21SC
5mm	57mm	27mm	10mm x 24mm	6028.050.20SC	6028.050.21SC

70MM OVERALL LENGTH

D	L1 (L)	L2 (I)	S	Item# (RH)	Item# (LH)
3mm	70mm	35mm	10mm x 24mm	6028.030.30SC	6028.030.31SC
4mm	70mm	35mm	10mm x 24mm	6028.040.30SC	6028.040.31SC
5mm	70mm	35mm	10mm x 24mm	6028.050.30SC	6028.050.31SC



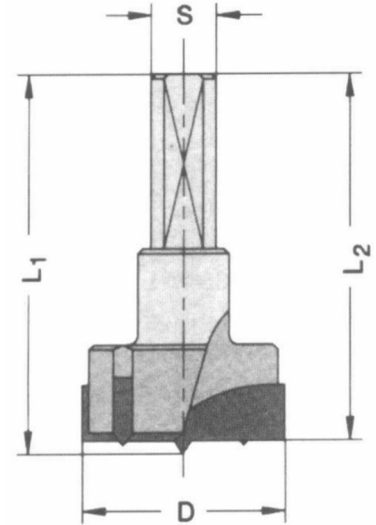
HINGE BORING BITS—CARBIDE TIPPED

6017

Carbide tipped hinge boring bits for hinge hardware. 10mm shank with flat and height adjustment screw. **Maximum RPM: 3,000-8,000.**

57MM OVERALL LENGTH

CED	OAL	S	Item# (RH)	Item# (LH)
15mm	57mm	10mm x 26mm	6017.150.00	6017.150.01
16mm	57mm	10mm x 26mm	6017.160.00	6017.160.01
18mm	57mm	10mm x 26mm	6017.180.00	6017.180.01
19mm	57mm	10mm x 26mm	6017.190.00	6017.190.01
19.7mm	57mm	10mm x 26mm	6017.197.00	6017.197.01
20mm	57mm	10mm x 26mm	6017.200.00	6017.200.01
22mm	57mm	10mm x 26mm	6017.220.00	6017.220.01
24mm	57mm	10mm x 26mm	6017.240.00	6017.240.01
25mm	57mm	10mm x 26mm	6017.250.00	6017.250.01
26mm	57mm	10mm x 26mm	6017.260.00	6017.260.01
28mm	57mm	10mm x 26mm	6017.280.00	6017.280.01
30mm	57mm	10mm x 26mm	6017.300.00	6017.300.01
32mm	57mm	10mm x 26mm	6017.320.00	6017.320.01
35mm	57mm	10mm x 26mm	6017.350.00	6017.350.01
38mm	57mm	10mm x 26mm	6017.380.00	6017.380.01
40mm	57mm	10mm x 26mm	6017.400.00	6017.400.01



70MM OVERALL LENGTH

CED	OAL	S	Item# (RH)	Item# (LH)
15mm	70mm	10mm x 26mm	6017.150.10	6017.150.11
16mm	70mm	10mm x 26mm	6017.160.10	6017.160.11
16.5mm	70mm	10mm x 26mm	6017.165.10	6017.165.11
19mm	70mm	10mm x 26mm	6017.190.10	6017.190.11
19.7mm	70mm	10mm x 26mm	6017.197.10	6017.197.11
20mm	70mm	10mm x 26mm	6017.200.10	6017.200.11
22mm	70mm	10mm x 26mm	6017.220.10	6017.220.11
25mm	70mm	10mm x 26mm	6017.250.10	6017.250.11
26mm	70mm	10mm x 26mm	6017.260.10	6017.260.11
30mm	70mm	10mm x 26mm	6017.300.10	6017.300.11
35mm	70mm	10mm x 26mm	6017.350.10	6017.350.11
40mm	70mm	10mm x 26mm	6017.400.10	6017.400.11

77MM OVERALL LENGTH

CED	OAL	S	Item# (RH)	Item# (LH)
20mm	77mm	10mm x 26mm	6017.200.40	6017.200.41
25mm	77mm	10mm x 26mm	6017.250.40	6017.250.41
30mm	77mm	10mm x 26mm	6017.300.40	6017.300.41
35mm	77mm	10mm x 26mm	6017.350.40	6017.350.41

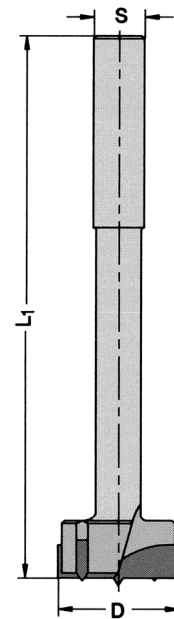
CYLINDER BORING BIT— POST AND BEAM CONSTRUCTION

6014

Extra long cylinder boring bits for post and beam construction. This carbide-tipped boring bit features two (2) flutes, two (2) spurs, and a center-point. Cylindrical shank (no flat), RH rotation. Ideal for both solid wood and wood composite materials.

140MM OVERALL LENGTH

D	L1	S	Item#
20mm	140mm	13mm x 105mm	6014.200.13
22mm	140mm	13mm x 105mm	6014.220.13
24mm	140mm	13mm x 105mm	6014.240.13
25mm	140mm	13mm x 103mm	6014.250.13
28mm	140mm	13mm x 103mm	6014.280.13
30mm	140mm	13mm x 103mm	6014.300.13
35mm	140mm	16mm x 103mm	6014.350.13
40mm	140mm	16mm x 103mm	6014.400.13
45mm	140mm	16mm x 120mm	6014.450.13
50mm	140mm	16mm x 118mm	6014.500.13



LEITZ QUICK CHANGE ADAPTER SCREW*

39075

Description	Dimensions	Item#
Length Adjusting Screw	M5 x 17mm	39075-0-05017-R

*for Weeke



V-POINT BIT—PCD (DIAMOND)

6928

PCD tipped (polycrystalline diamond) V-point bits, steel body with double PCD tip geometry for drilling clean, chip free through-holes in abrasive materials such as wood composite and cement fiber boards etc. Shank with height adjustment screw and flat land. Other sizes available upon request. **Recommended RPM: 4,500-9,000.** **Feed Rate 0.8m-3.0m/minute.**

D	L2	L4	L1	Shank	Item# (RH)	Item# (LH)
8mm	35mm	6.4mm	70mm	10mm x 26mm	6928.080.10	6928.080.11
10mm	35mm	8.6mm	70mm	10mm x 26mm	6928.100.10	6928.100.11
12mm	35mm	9.5mm	70mm	10mm x 26mm	6928.120.10	6928.120.11



DOWEL BIT—PCD (DIAMOND)

6924

PCD tipped (polycrystalline diamond) brad point bits, steel body with double PCD tip geometry for drilling clean, chip free blind holes in abrasive materials such as wood composite and cement fiber boards etc. Shank with height adjustment screw and flat land. Other sizes available upon request. **Recommended RPM: 4,500-9,000.** **Feed Rate: 0.8m-3.0m/minute.**

D	L2	L4	L1	Shank	Item# (RH)	Item# (LH)
8mm	27mm	2.6mm	57.5mm	10mm x 26mm	6924.080.00	6924.080.01
8mm	35mm	2.6mm	70mm	10mm x 30mm	6924.080.10	6924.080.11
10mm	35mm	3.2mm	70mm	10mm x 30mm	6924.100.10	6924.100.11
12mm	35mm	3.9mm	70mm	10mm x 30mm	6924.120.10	6924.120.11



HINGE BORING BITS—PCD (DIAMOND)

6917

PCD tipped (polycrystalline diamond) hinge boring bits, steel body with two PCD tip clearing wings, two (2) spurs and TCT (carbide) center point for drilling clean, chip free holes in abrasive materials such as wood composites. Shank with height adjustment screw and flat land. Other sizes available upon request. **Recommended RPM: 4,500-9,000.** **Feed Rate: 0.8m-3.0m/minute.**

D	L1	Shank	Item# (RH)	Item# (LH)
25mm	57.5mm	10mm x 26mm	6917.250.00	-
35mm	57.5mm	10mm x 26mm	6917.350.00	-
15mm	70mm	10mm x 26mm	6917.150.10	6917.150.11
20mm	70mm	10mm x 26mm	6917.200.10	6917.200.11
30mm	70mm	10mm x 26mm	6917.300.10	6917.300.11
35mm	70mm	10mm x 26mm	6917.350.10	6917.350.11

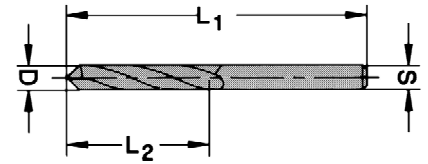


SOLID CARBIDE DRILL BITS

6001

Solid carbide twist drill with parallel shank and center point. For use with drill holder 6003 below.

D	L1	L2	Item# (RH)	Item# (LH)
2mm	49mm	18mm	6001.020.00	6001.020.01
2.4mm	55mm	22mm	6001.024.00	6001.024.01
2.5mm	55mm	22mm	6001.025.00	6001.025.01
2.8mm	55mm	22mm	6001.028.00	6001.028.01
3mm	55mm	22mm	6001.030.00	6001.030.01
1/8"	55mm	22mm	6001.032.00	6001.032.01
3.5mm	55mm	25mm	6001.035.00	6001.035.01

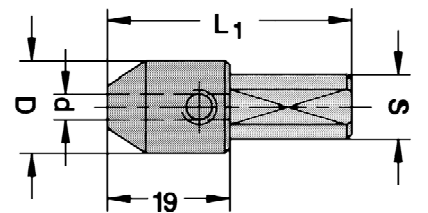


DRILL HOLDER

6003

Holder for solid carbide drills. Shank with flat for use in quick release adapters and reducing chucks. Overall length with drill holder is equivalent to dowel drills of 56/57mm.

d	L1	S	Item#
2mm	40mm	10mm	6003.020.00
2.4mm	40mm	10mm	6003.024.00
2.5mm	40mm	10mm	6003.025.00
2.8mm	40mm	10mm	6003.028.00
3mm	40mm	10mm	6003.030.00
1/8"	40mm	10mm	6003.032.00
3.5mm	40mm	10mm	6003.035.00

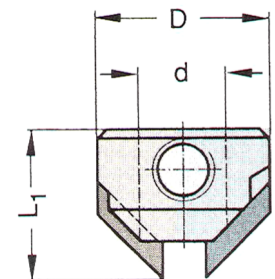


TCT COUNTERSINK

6030/6034

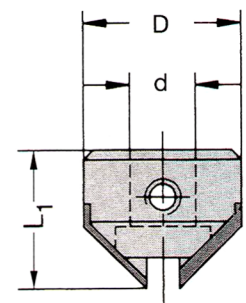
For use with dowel and v-point drills. Countersink clamps on the spiral portion of the drill bit.

d	D	Item# (RH)	Item# (LH)
4mm	20mm	6030.040.00	6030.040.01
5mm	20mm	6030.050.00	6030.050.01
6mm	20mm	6030.060.00	6030.060.01
1/4"	20mm	6030.635.00	6030.635.01
7mm	20mm	6030.070.00	6030.070.01
8mm	25mm	6030.080.00	6030.080.01
9mm	25mm	6030.090.00	6030.090.01
10mm	25mm	6030.100.00	6030.100.01
12mm	25mm	6030.120.00	6030.120.01



For use with dowel and v-point drills. Countersink clamps on the shank of the drill bit.

d	D	For Drills	Item# (RH)	Item# (LH)
5mm-10mm	20mm	5mm-10mm	6034.010.00	6034.010.01
11mm-12mm	22mm	11mm, 12mm	6034.020.00	6034.020.01



QUICK CHANGE ADAPTER

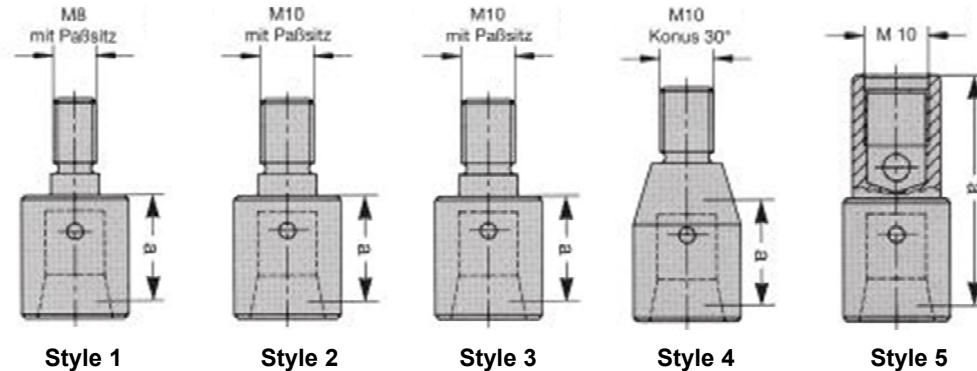
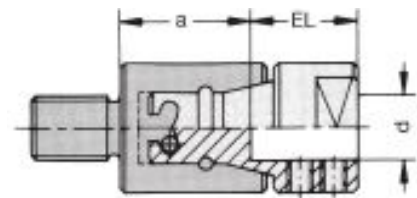
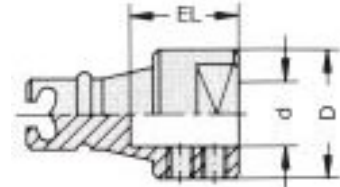
6042/6043

For converting multi-spindle boring machines from using threaded-shank boring bits to standard boring bits with 10mm shanks. Consisting of two parts, the machine adapter and the drill holder offers quick and easy tool changes.

Drill Holder	Item#
Fits all adapters below	6042.000.10

This two-piece design, consisting of machine adapter and drill holder which are both coned for increased concentricity and improved quality of drill holes. Quick release design. Includes two clamping screws for drill bits. This system accepts the standard metric drill bits that have a 10mm shank with a flat land for set screw positioning.

Machine Adapter	Style	Item# (RH)	Item# (LH)
Nottmeyer (new) Breda	1	6043.010.10	6043.010.11
Ayen, Holzma, Mayer, Torwegge etc.	2	6043.002.10	6043.002.11
Biesse, Morbidelli, Torwegge, Weeke	3	6043.009.10	6043.009.11
Alberti, Balestrini, Bilek, Schleicher, Vitap	4	6043.004.10	6043.004.11
Scheer	5	6043.100.10	6043.100.11



Flip pages

QUICK CHANGE ADAPTER

6050



Biesse
6050.003.10 (37mm)
6050.003.30 (30mm)



**Maggi/Griggio/
Masterwood**
6050.012.10



Vitap
6050.011.10



Morbidelli
6050.008.10



Busellato
6050.007.10


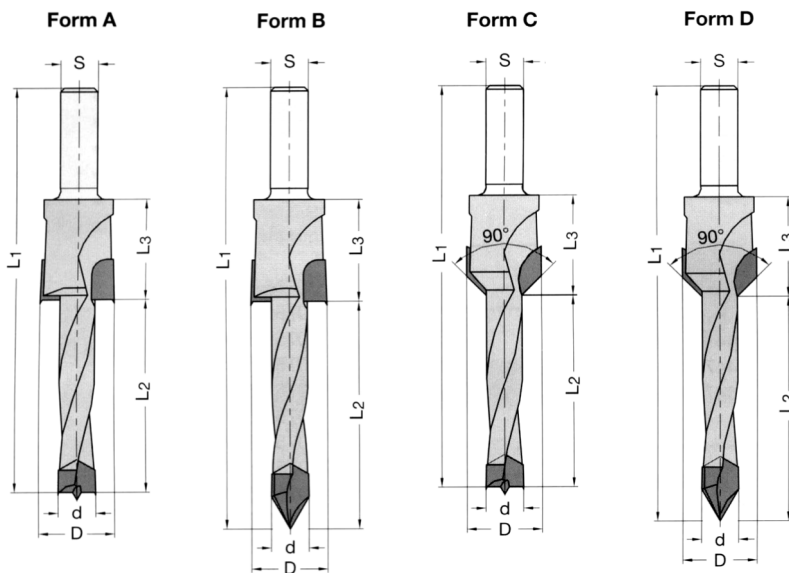


Weeke
6050.006.10

CUSTOM DIAMOND (PCD) AND CARBIDE-TIPPED DRILL, COUNTERBORE/COUNTERSINK BITS

Custom bits for drilling/boring glass and carbon-fiber (FRP/CFRP) reinforced plastics, composite matrix, HPL, honeycomb, fiberglass, S-Glass, Kevlar/Nomex, sandwich panels, and similar composite materials with carbide-tipped custom counterbore and counter-sink bits made to customer specifications.

To request a quotation, simply provide style, and dimensions (D/d, L1, L2, L3 and S). Quantity required with a minimum six (6) pieces each on custom sizes. Please indicate material being machined.



DRILL BIT ADAPTER FOR CNC COLLET

6381

Using a drill bit with a flat land on the shank in a CNC collet can result in runout, wobble, or oval holes as the shank is not clamped evenly. This adapter has a cylindrical 10mm shank (no flat land) that fits snugly into a 10mm collet. The drill bit is then secured into the adapter with set screws.

d/D	S	Overall Length	Item#
10mm/19mm	10mm	55mm	6381.250.00

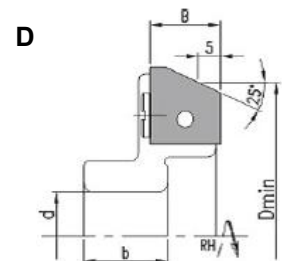
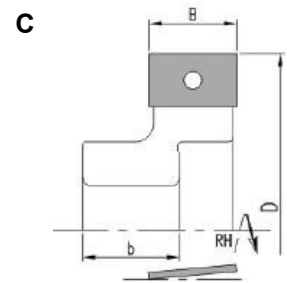
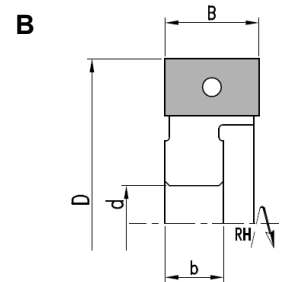
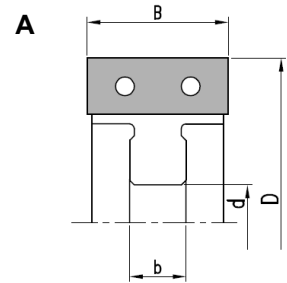


INSERT STRAIGHT TRIMMING CUTTERS

4048

For trimming wood and plastic edgebanding. Replacement inserts and steel body construction designed specifically for the various machines listed below and on the following page.

D	B/b	d	Z	Style	Rot.	Insert	DKN	Item#
Biesse								
70mm	20/22mm	20mm	6	C	RH	5	6mm x 2.8mm	4048.510.03
70mm	20/22mm	20mm	6	C	LH	5	6mm x 2.8mm	4048.520.03
80mm	20/22mm	20mm	6	C	RH	5	6mm x 2.8mm	4048.511.03
80mm	20/22mm	20mm	6	C	LH	5	6mm x 2.8mm	4048.521.03
80mm	30/22mm	20mm	6	C	RH	6	6mm x 2.8mm	4048.512.03
80mm	30/22mm	20mm	6	C	LH	6	6mm x 2.8mm	4048.522.03
70mm	16/19mm	16mm	6	D	RH	4	5mm x 2.3mm	4048.513.03
70mm	16/19mm	16mm	6	D	LH	4	5mm x 2.3mm	4048.523.03
Brandt								
70mm	20/12.5mm	20mm	4	B	RH	5	6mm x 3.5mm	4048.301.03
70mm	20/12.5mm	20mm	4	B	LH	5	6mm x 3.5mm	4048.302.03
70mm	20/12.5mm	20mm	6	B	RH	5	6mm x 3.5mm	4048.303.03
70mm	20/12.5mm	20mm	6	B	LH	5	6mm x 3.5mm	4048.304.03
Fraval								
70mm	20/11.5mm	20mm	6	B	RH	5	6mm x 3.5mm	4048.311.03
70mm	20/11.5mm	20mm	6	B	LH	5	6mm x 3.5mm	4048.310.03
Holz-Her								
50mm	12/10mm	16mm	2	A	Both	1	5mm x 2.3mm	4048.101.02
50mm	15/10mm	16mm	2	A	Both	3	5mm x 2.3mm	4048.102.02
70mm	20/11mm	20mm	4	A	Both	5	6mm x 3.5mm	4048.309.02
Homag/IMA								
50mm	12/10mm	16mm	2	A	Both	1	5mm x 2.3mm	4048.101.02
50mm	15/10mm	16mm	2	A	Both	3	5mm x 2.3mm	4048.102.02
70mm	20/10mm	16mm	6	A	Both	5	6mm x 3.5mm	4048.307.02
70mm	20/12.5mm	16mm	4	B	RH	5	5mm x 2.3mm	4048.101.03
70mm	20/12.5mm	16mm	4	B	LH	5	5mm x 2.3mm	4048.102.03
70mm	20/12.5mm	20mm	6	B	RH	5	6mm x 3.5mm	4048.303.03
70mm	20/12.5mm	20mm	6	B	LH	5	6mm x 3.5mm	4048.304.03
Stefani								
72mm	30/12mm	16mm	4	B	RH	6	6mm x 3.5mm	4048.315.03
72mm	30/12mm	16mm	4	B	LH	6	6mm x 3.5mm	4048.314.03
75mm	20/11mm	16mm	4	A	Both	5	6mm x 3.5mm	4048.401.02
80mm	20/11mm	16mm	4	A	Both	5	5mm x 2.3mm	4048.503.02
80mm	30/11mm	16mm	4	A	Both	6	5mm x 2.3mm	4048.504.02



INSERT STRAIGHT TRIMMING CUTTERS continued

4048

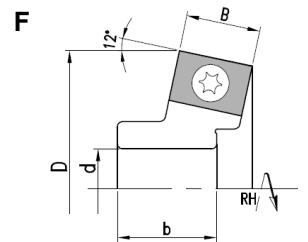
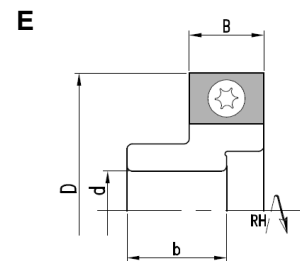
D	B/b	d	Z	Style	Rot.	Insert	DKN	Item#
SCM								
48mm	14.6/20mm	16mm	2	E	RH	2	5mm x 2.3mm	4048.400.03
48mm	14.6/20mm	16mm	2	E	LH	2	5mm x 2.3mm	4048.401.03
55.5mm	14.6/20mm	16mm	2	F	RH	2	5mm x 2.3mm	4048.410.03
55.5mm	14.6/20mm	16mm	2	F	LH	2	5mm x 2.3mm	4048.411.03
72mm	30/12mm	16mm	4	B	RH	6	6mm x 3.5mm	4048.315.03
72mm	30/12mm	16mm	4	B	LH	6	6mm x 3.5mm	4048.314.03



REPLACEMENT INSERTS

Dimensions	Insert	Item#
12mm x 12mm x 1.5mm	1	4200.012.00
14.6mm x 9mm x 1.5mm	2	4200.146.09
15mm x 12mm x 1.5mm	3	4200.015.00
20mm x 12mm x 1.5mm	5	4200.020.00
30mm x 12mm x 1.5mm	6	4200.030.00

Please refer to the corresponding Insert designation in the preceding tables to identify the correct insert for respective cutters.



INSERT STRAIGHT TRIMMING CUTTERS

4049

Straight cutter with four-sided carbide inserts.

D	B/b	d	Z	Item# (RH)	Item# (LH)
Homag/IMA					
70mm	14.3/23mm	HSK25R	4	4049.101.99	4049.102.99

Replacement Inserts: Item# 4200.143.14



Straight cutter with shear, uses two-sided carbide inserts.

D	B/b	d	Z	Item# (RH)	Item# (LH)
Homag/IMA					
70mm	24mm	HSK25R	4	4049.101.98	4049.102.98

Replacement Inserts: Item# 4200.247.12



(PCD) DIAMOND STRAIGHT TRIMMER

4949

For trimming wood and plastic edgebanding. PCD (Diamond) tipped with steel body construction specifically designed for the various machines listed below. See the following page for cutter styles.

STYLE A

D	B/b	d	Z	Angle	Machine	Item# (RH)	Item# (LH)
70mm	7/23mm	HSK25R	4	-	Homag/IMA	4949.070.18	4949.070.08
70mm	7/23mm	HSK25R	6	-	Homag/IMA	4949.070.28	4949.070.38
70mm	15/23mm	HSK25R	4	-	Homag/IMA	4949.070.05	4949.070.15
70mm	15/23mm	HSK25R	6	-	Homag/IMA	4949.070.25	4949.070.35

STYLE B

D	B/b	d	Z	Angle	Machine	Item# (RH)	Item# (LH)
65.1mm		HSK32	4	20°	Homag	4949.065.20	4949.165.20
70mm		HSK32	4	45°	Homag	4949.070.45	4949.171.45
65.1mm		HSK32	6	20°	Homag	4949.065.21	4949.165.21
70mm		HSK32	6	45°	Homag	4949.070.46	4949.071.46

STYLE C

D	B/b	d	Z	Angle	Machine	Item# (RH)	Item# (LH)
70mm	13.5mm	16dkn	4	-	OTT	4949.070.13	4949.071.13
70mm	10mm	20dkn	4	-	Homag/IMA	4949.070.10	4949.071.10
70mm	10mm	20dkn	6	-	SCM-IDM	4949.072.10	4949.073.10

STYLE D

D	B/b	d	Z	Angle	Machine	Item# (RH)	Item# (LH)
75mm	30mm	16dkn	4	-	SCM	4949.075.30	4949.175.30

STYLE E

D	B/b	d	Z	Angle	Machine	Item# (RH)	Item# (LH)
75mm	7mm	HSK25R	4	20°	Homag/IMA	4949.175.97	4949.176.97

STYLE F

D	B/b	d	Z	Angle	Machine	Item# (RH)	Item# (LH)
75mm	8mm	HSK25R	4	90 Postform	Homag/IMA	4949.275.97	4949.276.97

STYLE G

D	B/b	d	Z	Angle	Machine	Item# (RH)	Item# (LH)
70mm	18mm	20dkn	4	-	Holz-Her	4949.070.18	4949.071.18



(PCD) DIAMOND STRAIGHT TRIMMER continued

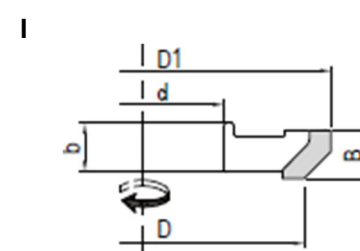
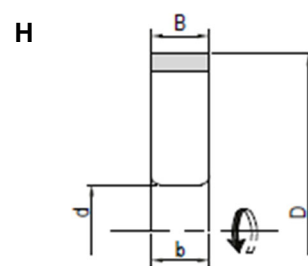
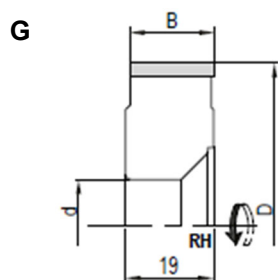
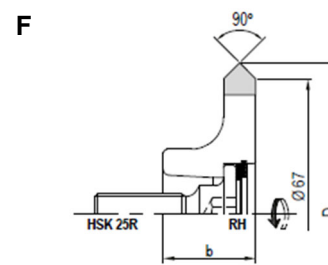
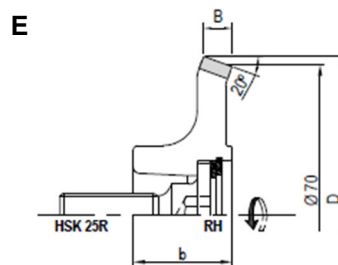
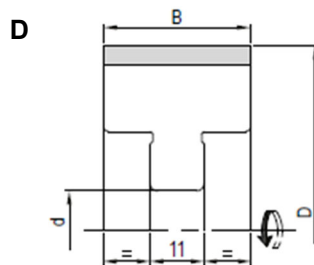
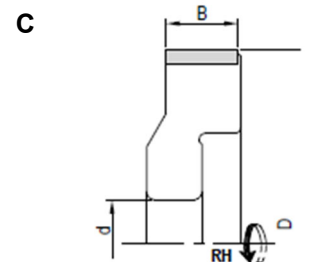
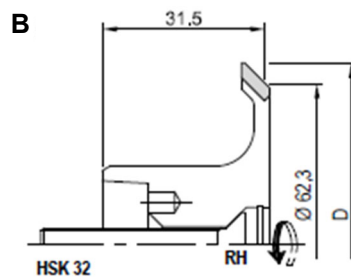
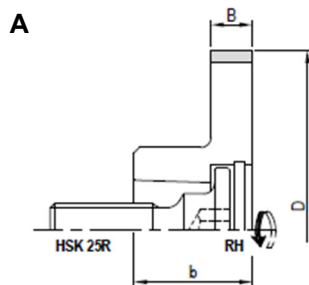
4949

STYLE H

D	B/b	d	Z	Angle	Machine	Item# (RH)	Item# (LH)
70mm	10mm	16dkn	4	-	Brandt/Homag/ Biesse	4949.074.10	4949.075.10
70mm	10mm	16dkn	6	-	Brandt/Homag/ Biesse	4949.076.10	4949.077.10

STYLE I

D	B/b	d	Z	Angle	Machine	Item# (RH)	Item# (LH)
70mm	9mm	30mm	6	-	IMA (Bima)	4949.070.09	4949.071.09



RADIUS INSERT TRIMMING CUTTERS

4047

For trimming wood and plastic edgebanding. Solid carbide inserts with steel body construction specifically dedicated for the various machines listed below.

STYLE A

D	D1	B/b	d	DKN	R	Z	Item#
Homag							
73mm	61mm	16/11mm	16mm	5mm x 2.3mm	2mm	3	4047.102.56
73mm	61mm	16/11mm	16mm	5mm x 2.3mm	3mm	3	4047.103.56
Holz-Her							
73mm	61mm	16/11mm	20mm	6mm x 3.5mm	2mm	3	4047.202.56
73mm	61mm	16/11mm	20mm	6mm x 3.5mm	3mm	3	4047.203.56
IMA							
82mm	70mm	16/11mm	20mm	6mm x 3.5mm	2mm	4	4047.302.56
82mm	70mm	16/11mm	20mm	6mm x 3.5mm	3mm	4	4047.303.56

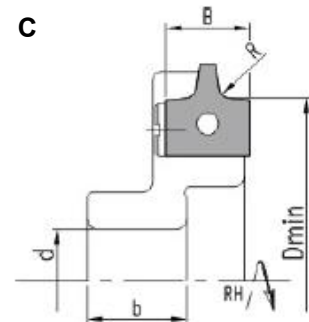
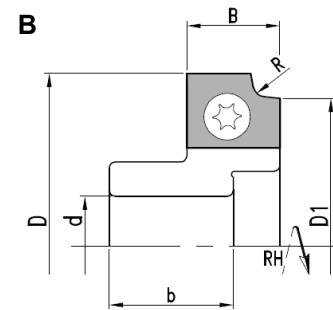
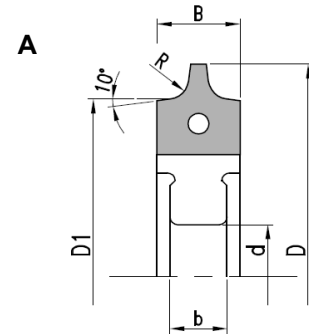
Replacement Inserts: Item# 765.101 (16mm x 17.5mm x 2mm, R2)
Item# 765.102 (16mm x 17.5mm x 2mm, R3)



STYLE B

D	D1	B/b	d	DKN	R	Z	Item# (RH)	Item# (LH)
SCM /Cehisa								
55.5mm	47.5mm	15/20mm	16mm	5mm x 2.3mm	1mm	2	4047.200.57	4047.210.57
55.5mm	47.5mm	15/20mm	16mm	5mm x 2.3mm	1.5mm	2	4047.201.57	4047.211.57
55.5mm	47.5mm	15/20mm	16mm	5mm x 2.3mm	2mm	2	4047.202.57	4047.212.57
55.5mm	47.5mm	15/20mm	16mm	5mm x 2.3mm	2.5mm	2	4047.203.57	4047.213.57
55.5mm	47.5mm	15/20mm	16mm	5mm x 2.3mm	3mm	2	4047.204.57	4047.214.57

Replacement Inserts: Item# 765.250LH/765.260RH (15mm x 12mm x 1.5mm, R1)
Item# 765.251LH/765.261RH (15mm x 12mm x 1.5mm, R1.5)
Item# 765.252LH/765.262RH (15mm x 12mm x 1.5mm, R2)
Item# 765.253LH/765.263RH (15mm x 12mm x 1.5mm, R2.5)
Item# 765.254LH/765.264RH (15mm x 12mm x 1.5mm, R3)



STYLE C

D	D1	B/b	d	DKN	R	Z	Item# (RH)	Item# (LH)
Biesse								
82.8mm	70mm	16/19mm	16mm	5mm x 2.3mm	2mm	6	4047.302.57	4047.303.57
82.8mm	70mm	16/19mm	16mm	5mm x 2.3mm	3mm	6	4047.304.57	4047.305.57

Replacement Inserts: Item# 3401E0201 (16mm x 17mm x 2mm, R2)
Item# 3401E0202 (16mm x 17mm x 2mm, R3)

CARBIDE TIPPED RADIUS TRIMMER

4950

For trimming and adding specific radius on wood and plastic edgebanding. Carbide tipped with steel body construction specifically dedicated for the various machines listed below. **Tool version STYLE A in two (2) piece design with mounting bolt holes specifically for the IMA (Bima) edgebander.**

STYLE A

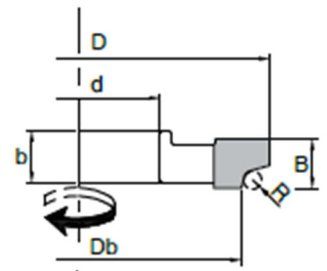
R	D	Db	B	b	d	Z	Item# RH	Item# LH
IMA (Bima)								
2	70mm	60.5mm	6mm	6mm	30mm	6	4950.200.30	4950.100.30
2	70mm	60.5mm	9mm	9.5mm	30mm	6	4950.201.30	4950.101.30
3	70mm	60.5mm	9mm	9mm	30mm	6	4950.202.30	4950.102.30

STYLE B

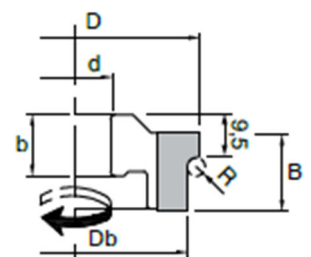
R	D	Db	B	b	d	Z	Item# RH	Item# LH
SCM								
2	55.3mm	50mm	17mm	13.5mm	16dkn	3	4950.301.16	4950.401.16
3	55.5mm	50mm	17mm	13.5mm	16dkn	3	4950.302.16	4950.402.16



A



B



(PCD) DIAMOND RADIUS TRIMMER

4949

For trimming and adding specific radius on wood and plastic edgebanding. PCD (Diamond) tipped with steel body construction specifically dedicated for the various machines listed below. See the following page for cutter styles.



STYLE A

R	D	b	d	Z	Machine	Item# RH	Item# LH
1mm	80mm	23mm	HSK25R	4	Homag/IMA	4949.101.97	4949.001.97
2mm	80mm	23mm	HSK25R	4	Homag/IMA	4949.102.97	4949.002.97
2mm	80mm	23mm	HSK25R	6	Homag/IMA	4949.202.97	4949.302.97
3mm	80mm	23mm	HSK25R	4	Homag/IMA	4949.103.97	4949.003.97
3mm	80mm	23mm	HSK25R	6	Homag/IMA	4949.203.97	4949.303.97

STYLE B

R	D	d	Z	Machine	Item# RH	Item# LH
1	75mm	HSK32	4	Homag/IMA	4949.101.96	4949.001.96
1	75mm	HSK32	6	Homag/IMA	4949.201.96	4949.301.96
2	75mm	HSK32	4	Homag/IMA	4949.102.96	4949.002.96
2	75mm	HSK32	6	Homag/IMA	4949.202.96	4949.302.96
3	75mm	HSK32	4	Homag/IMA	4949.103.96	4949.003.96
3	75mm	HSK32	6	Homag/IMA	4949.203.96	4949.303.96

STYLE C

R	D	Db	d	Z	Machine	Item# RH	Item# LH
2mm	57mm	50mm	16dkn	2	Holz-Her	4949.102.16	4949.002.16
3mm	57mm	50mm	16dkn	2	Holz-Her	4949.103.16	4949.003.16

STYLE D

R	D	Db	d	Z	Machine	Item# RH	Item# LH
1mm	57mm	50mm	16dkn	3	Homag	4949.201.19	4949.301.19
2mm	57mm	50mm	16dkn	3	Homag	4949.202.19	4949.302.19
3mm	57mm	50mm	16dkn	3	Homag	4949.203.19	4949.303.19

STYLE E

R	D	Db	d	Z	Machine	Item# RH	Item# LH
1mm	69mm	61mm	16dkn	3	OTT	4949.101.69	4949.001.69
2mm	69mm	61mm	16dkn	3	OTT	4949.102.69	4949.002.69

STYLE F

R	D	Db	d	Z	Machine	Item# RH	Item# LH
1mm	70mm	60mm	16dkn	4	SCM/IDM	4949.810.16	4949.910.16
2mm	70mm	60mm	16dkn	4	SCM/IDM	4949.820.16	4949.920.16
3mm	70mm	60mm	16dkn	4	SCM/IDM	4949.830.16	4949.930.16

STYLE G

R	D	Db	d	Z	Machine	Item# RH	Item# LH
1.5mm	68mm	60mm	16dkn	6	Biesse	4949.115.16	4949.015.16
2mm	68mm	60mm	16dkn	6	Biesse	4949.120.16	4949.020.16
3mm	68mm	60mm	16dkn	6	Biesse	4949.130.16	4949.030.16
1.5mm	68mm	60mm	20dkn	6	Biesse	4949.115.20	4949.015.20
2mm	68mm	60mm	20dkn	6	Biesse	4949.120.20	4949.020.20
3mm	68mm	60mm	20dkn	6	Biesse	4949.130.20	4949.030.20

(PCD) DIAMOND RADIUS TRIMMER

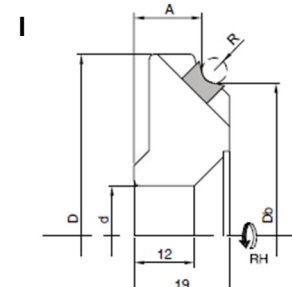
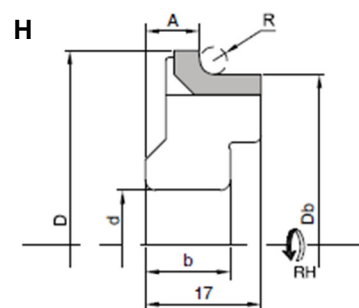
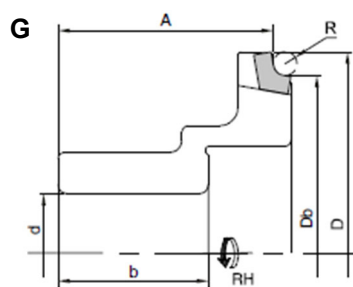
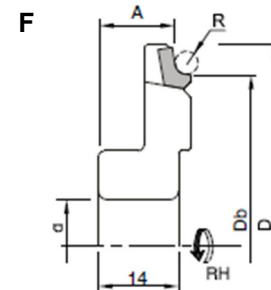
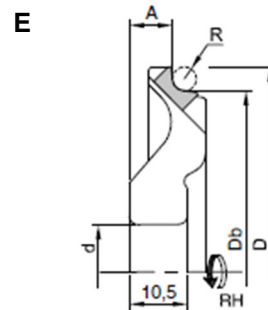
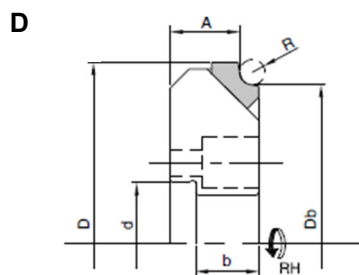
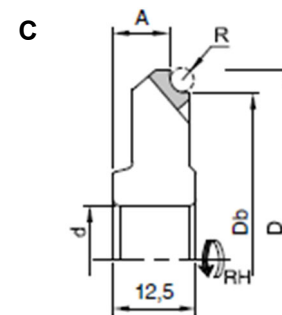
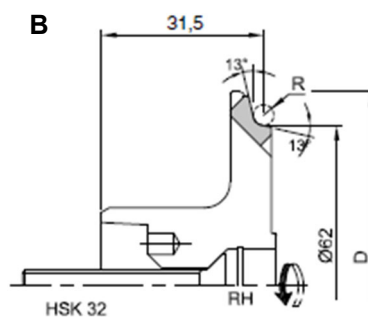
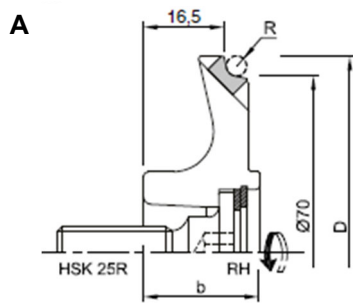
4949

STYLE H

R	D	Db	d	Z	Machine	Item# RH	Item# LH
2mm	57mm	50mm	16dkn	2	Holz-Her	4949.104.16	4949.004.16
3mm	57mm	50mm	16dkn	2	Holz-Her	4949.105.16	4949.005.16

STYLE I

R	D	Db	d	Z	Machine	Item# RH	Item# LH
1mm	72mm	61mm	20dkn	4	Holz-Her	4949.101.20	4949.001.20
2mm	72mm	61mm	20dkn	4	Holz-Her	4949.102.20	4949.002.20
2.5mm	72mm	61mm	20dkn	4	Holz-Her	4949.125.20	4949.025.20
3mm	72mm	61mm	20dkn	4	Holz-Her	4949.103.20	4949.003.20



MULTI RADIUS (PCD) DIAMOND TRIMMER

4949

For trimming and adding specific radius on wood and plastic edgebanding. PCD (Diamond) tipped with steel body construction specifically dedicated for the various machines listed below.

STYLE A

R	D	B	d	Z	Machine	Item# RH	Item# LH
2mm/3mm/20°	85mm		HSK25R	4	Homag/IMA	4949.104.97	4949.004.97

STYLE B

R	D	B	d	Z	Machine	Item# RH	Item# LH
1mm/1.5mm/2mm	81mm		HSK25R	4	Homag	4949.105.97	4949.005.97

STYLE C

R	D	B	d	Z	Machine	Item# RH	Item# LH
1mm/1.5mm/2mm	74mm		HSK25R	4	IMA	4949.304.97	4949.204.97
1mm/1.5mm/2mm	74mm		HSK25R	6	IMA	4949.306.97	4949.206.97

STYLE D

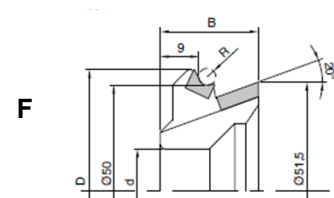
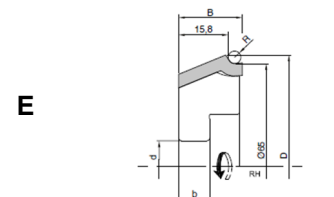
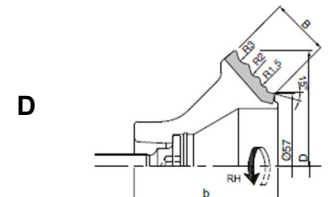
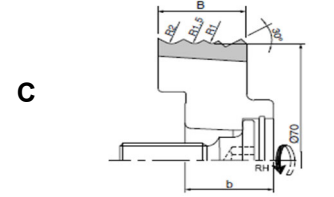
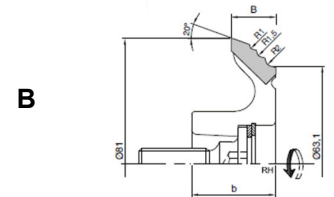
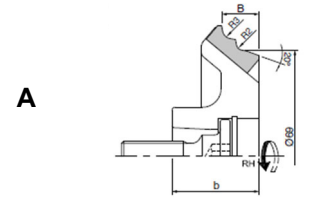
R	D	B	d	Z	Machine	Item# RH	Item# LH
1.5mm/2mm/3mm	90mm		HSK25R	6	IMA	4949.106.97	4949.006.97

STYLE E

R	D	B	d	Z	Machine	Item# RH	Item# LH
2mm/22°	70.5mm	20.3mm	16dkn	4	Brandt	4949.107.16	4949.007.16

STYLE F

R	D	B	d	Z	Machine	Item# RH	Item# LH
2mm/20°	57.3mm	23mm	20dkn	2+2	Holz-Her	4949.104.20	4949.004.20
3mm/20°	57.3mm	23mm	20dkn	2+2	Holz-Her	4949.105.20	4949.005.20



(PCD) DIAMOND PREMILL CUTTERS

D	Width	Bore	Keyway	Wings	Item# (RH)	Item# (LH)
Biesse						
80mm	48/25mm	20mm	6.5mm x 3.5mm	2+2	7809.148.20	7809.048.20
80mm	65/53mm	30mm	8mm x 3.3mm	3+3	3401E0225	3401E0225
80mm	65/53mm	30mm	8mm x 3.3mm	2+2	3401A0412	3401A0412
80mm	75/53mm	30mm	8mm x 3.3mm	3+3	3401E0224	3401E0224
100mm	30/75mm	30mm	8mm x 3.3mm	4+4	3401E0131	3401E0131
100mm	45/75mm	30mm	8mm x 3.3mm	4+4	3401E0148	3401E0148
100mm	65/75mm	30mm	8mm x 3.3mm	3+3	3401E0136	3401E0136
100mm	70mm	30mm	8mm x 3.3mm	3+3	3401E0128	3401E0128
125mm	42/47mm	30mm	8mm x 3mm	3+3	3401N0226	3401N0226
125mm	63mm	30mm	8mm x 3mm	3+3	3401N0227	3401N0227
125mm	64/49mm	30mm	8mm x 3.2mm	3+3	CSEN350087	CSEN350087
SCM						
50mm	59mm	16mm		3+3	0533720822G	0533720822G
80mm	27-52mm	30mm		3+3+3+3	99-003061-2488	99-003061-2488
80mm	65/67mm	30mm	8mm x 3mm	3+3	0756021096C	0756021096C
100mm	49mm	30mm		3+3	99-003062-2488	99-003062-2488
100mm	49mm	30mm		2+2	0777160010D	0777160009C
100mm	64/40.6mm	30mm	8mm x 3mm	3+3	0777160001E	0777160001E
Cehisa						
100mm	50/25mm	20mm	6mm x 3mm	2	7809.100.150	7809.100.050
Brandt—IMA						
100mm	34/34mm	30mm	8mm x 3mm	3+3	7809.100.134	7809.100.034
100mm	44.5/40.6mm	30mm	8mm x 3mm	3+3	7809.100.143	7809.100.043
100mm	63mm	30mm	8mm x 3mm	3+3	7809.100.364	7809.100.264
IMA						
125mm	34/34mm	30mm	8mm x 3mm	3(x3)	7809.125.134	7809.125.034
125mm	43/42mm	30mm	8mm x 3mm	3(x4)	7809.125.143	7809.125.043
125mm	63/42mm	30mm	8mm x 3mm	3(x6)	7809.125.163	7809.125.063
Griggio						
80mm	65/25mm	20mm	6.5mm x 3.5mm	2+2	7809.080.465	7809.080.365
Holz-Her						
70mm	48mm	30mm	8mm x 3mm	2+2	7809.070.148	7809.070.048
70mm	54/31mm	30mm	8mm x 3mm	2+2	7809.070.154	7809.070.054
70mm	64/39mm	30mm	8mm x 3mm	2+2	7809.070.164	7809.070.064
100mm	48/25mm	30mm	8mm x 3mm	2+2	7809.100.148	7809.100.048
100mm	63/25mm	30mm	8mm x 3mm	3+3	7809.100.163	7809.100.063
Homag						
125mm	34/36mm	30mm	8mm x 3mm	3(x2)	7809.125.234	7809.125.234
125mm	63/40mm	30mm	8mm x 3mm	3(x6)	7809.125.263	7809.125.263
180mm	43/58.5mm	35mm	10mm x 3.3mm	4(x4)	7809.180.143	7809.180.043
180mm	63/58.5mm	35mm	10mm x 3.3mm	4(x4)	7809.180.163	7809.180.063



**WE SHARPEN
ALL DIAMOND
TOOLING**

**FAST
TURNAROUND
GUARANTEED**

INSERT (PCD) DIAMOND PREMILL CUTTERS

4893

Edgebander premill cutter with replaceable, resharpenable diamond (PCD) insert tips. Tool body is aluminum construction. Other sizes are available on request.

D	Width	Bore	Keyway	Wings	Machine	Item# (RH)
80mm	64mm	30mm	8mm x 3mm	3+3	Biesse	4893.080.64
100mm	48mm	30mm	8mm x 3mm	3+3	IMA/Brandt/Stefani	4893.100.48
125mm	34mm	30mm	8mm x 3mm	3+3	Homag	4893.125.34
125mm	64mm	30mm	8mm x 3mm	3+3	Homag	4893.125.64

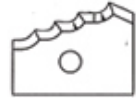


BIESSE RADIUS INSERTS

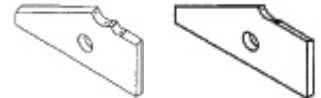
Width	Height	Thickness	R	Style	Item# (RH)	Item# (LH)
Style B						
25mm	19.6mm	2mm	1.5/2/3	B	3402N0036	3402N0035
Style C						
35mm	18mm	2mm	1/1.5	C	3402N0159	3402N0160
35mm	18mm	2mm	2/3	C	3402N0167	3402N0168
35mm	16.9mm	2mm	1.5/3	C	CSEN700030	CSEN700029
35mm	16.9mm	2mm	2/3	C	CSEN700031	CSEN700032
35mm	16.9mm	2mm	2/3	C	3402A0099	3402A0100
40mm	17mm	2mm	2/3	C	3402E0018	3402E0019
40mm	17mm	2mm	2	C	3402N0140	3402N0143
40mm	17mm	2mm	3	C	3402N0139	3402N0142
Style D						
20mm	8mm	1.5mm	2	D	3401E0041	3401E0041
20mm	8mm	1.5mm	3	D	3401E0020	3401E0020
20mm	10mm	2mm	3	D	3401E0020	3401E0020
20mm	16.2mm	2mm	2	D	3402N0125	3401N0125
16mm	16.5mm	2mm	1	D	3402A0087	3402A0087
15.92mm	17.29mm	2mm	2	D	3401E0011	3401E0011
16mm	16.5mm	2mm	2	D	3402A0084	3402A0084
16mm	17mm	2mm	2	D	3401E0201	3401E0201
15.92mm	17.29mm	2mm	3	D	3401E0012	3401E0012
16mm	16.5mm	2mm	3	D	3402A0085	3402A0085
16mm	17.5mm	2mm	3	D	3402N0002	3402N0002
16mm	17mm	2mm	3	D	3401E0202	3401E0202
Style F						
22.86mm	22.86mm	2.5mm	Triangle	F	3401E0117	
Style G						
12.7mm	12.7mm	3.18mm	1	G	3402N0056	3402N0056
12.7mm	12.7mm	3.18mm	1.5	G	3402N0055	3402N0055
12.7mm	12.7mm	3.18mm	1.5	G	3402E0017	3402E0017
12.7mm	12.7mm	3.18mm	1.5/1.5	G	3402E0008	3402E0008
12.7mm	12.7mm	3.18mm	2	G	3402E0016	3402E0016
12.7mm	12.7mm	3.18mm	2	G	3402N0054	3402N0054
12.7mm	12.7mm	3.18mm	2/2	G	3402E0003	3402E0003
12.7mm	12.7mm	3.18mm	3	G	3402E0004	3402E0004
12.7mm	12.7mm	3.18mm	3	G	3402N0053	3402N0053
12.7mm	12.7mm	3.18mm	25 deg	G	3402N0097	3402N0097
14.13mm	11mm	3mm	1	G	3402A0124	3402A0124
13.90mm	11mm	3mm	1.5	G	3402A0125	3402A0125
13.67mm	11mm	3mm	2	G	3402A0126	3402A0126
13.21mm	11mm	3mm	3	G	3402A0082	3402A0082
20mm	20mm	2mm	2	4xR*	3401E0042	3401E0042
Style H						
34mm	12.7mm	3mm	1.5/2/3/Bevel	H	CSEN750002	CSEN750002
34mm	12.7mm	3mm	1.5/2/3/Bevel	H	3402N0026	3402N0026
Style W						
20mm	17.4mm	2mm	1	W	3401E0073	3401E0073
20mm	17.4mm	2mm	1.5	W	3401E0092	3401E0092
20mm	17.4mm	2mm	2	W	3401E0040	3401E0040
20mm	16.2mm	2mm	3	W	3401E0018	3401E0018
20mm	16.2mm	2mm	3	W	3402N0126	3402N0126

Images are **not to scale** and only serve to identify the general shape of an insert. **Final determination of correct insert is confirmed when ordered.**

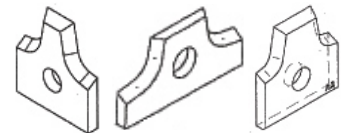
Style B



Style C



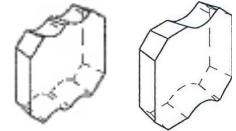
Style D



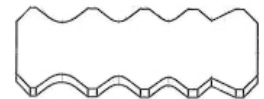
Style F



Style G



Style H



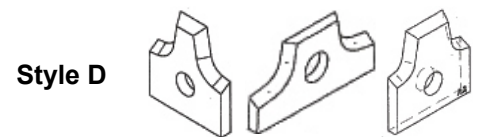
Style W



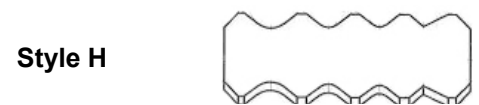
*Four radius insert style (not pictured to the right)

HOLZ-HER RADIUS INSERTS

Style	Item# (RH)	Item# (LH)
Form 1 (mod. Style H)	209.8172	209.8121
Form 8 (mod. Style H)	209.8741	209.8709
Form 11 (mod. Style H)	209.9063	209.9071
Form 20 (mod. Style H)	209.8172	209.8121



Width	Height	Thickness	R	Style	Item# (RH)	Item# (LH)
Style D						
16mm	17.5mm	2mm	2	D	4107.016.02	4107.016.02
16mm	17.5mm	2mm	3	D	4107.016.03	4107.016.03
Style N						
12mm	12mm	1.5mm	3	N	4202.012.14	4202.012.15
19.6mm	15.2mm	2mm	3	N	4202.196.14	4202.196.15
Style P						
20mm	12mm	1.5mm	2	P	4108.020.02	Scraping
20mm	12mm	1.5mm	3	P	4108.020.03	Scraping



SCM RADIUS INSERTS

Width	Height	Thickness	R	Style	Item# (RH)	Item# (LH)
Style D						
16mm	13mm	2mm	1.5	D	0738160125F	0738160125F
16mm	13mm	2mm	2	D	0738160127A	0738160127A
16mm	14mm	2mm	3	D	0738160129E	0738160129E
16mm	17,5mm	2mm	1.5	D	0757901216F	0757901216F
16mm	17,5mm	2mm	2	D	0757900911L	0757900911L
16mm	17.5mm	2mm	3	D	0357901207H	0357901207H
Style G						
12.7mm	12.7mm	3.18mm	1	G	0375150359L	Scraping
12.7mm	12.7mm	3.18mm	1.5	G	0337424621F	Scraping
12.7mm	12.7mm	3.18mm	2	G	0337424622H	Scraping
12.7mm	12.7mm	3.18mm	3	G	0337424601D	Scraping
30mm	12mm	1.5mm			99-005161-0578	Glue scraper
Style L						
15mm	12mm	1.5mm	3	L	0333724139H	0333724138F
15mm	12mm	1.5mm	2	L	0367140072A	0367140073C
15mm	12mm	1.5mm	3	L	0367140069E	0367140071H
30mm	12mm	1.5mm	2	L	0333724141B	0333724140L
20mm	12mm	1.5mm	3	L	0356218776E	0356118776D
Style W						
16mm	14.2mm	2mm	2	W	0369806413E	0369806413E
16mm	14.4mm	2mm	1.5	W	0369806411A	0369806411A
16mm	14.4mm	2mm	2	W	0369924071B	0369924071B
16mm	14.4mm	2mm	3	W	0369924076C	0369924076C
16mm	14.4mm	2mm	3	W	0369924555L	0369924555L
16mm	14.4mm	2mm	R1.5/Flat	W	0369924625H	0369924625H
16mm	14.4mm	2mm	R2/Flat	W	0369924564H	0369924564H
20mm	14.4mm	2mm	R3/Flat	W	0369934669B	0369934669B

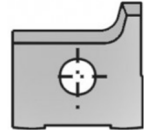


BRANDT RADIUS INSERTS

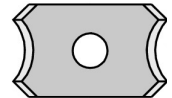
Width	Height	Thickness	R	Style	Item# (RH)	Item# (LH)
Style N						
12mm	14.5mm	2mm	3	N	4202.012.14	4202.012.15
15mm	14.5mm	2mm	2	N	4202.015.13	4202.015.12
15mm	14.5mm	2mm	3	N	4202.015.14	4202.015.15
19.6mm	15.2mm	2mm	3	N	4202.196.14	4202.196.15
Style P						
20mm	12mm	2mm	2	P	4108.020.02	Scraping
20mm	12mm	2mm	3	P	4108.020.03	Scraping
Style S						
20.5mm	14mm	2mm	2	S	4202.124.02	4202.124.03
20.5mm	14mm	2mm	3	S	4202.124.00	4202.124.01

Images are **not to scale** and only serve to identify the general shape of an insert. **Final determination of correct insert is confirmed when ordered.**

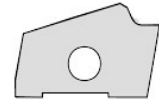
Style N



Style P



Style S



FRAVOL RADIUS INSERTS

Width	Height	Thickness	R	Style	Item# (RH)	Item# (LH)
Style M						
16mm	17.5mm	2mm	2	M	102.0015	102.0016
16mm	17.5mm	2mm	3	M	102.0014	102.0013
Style S						
16mm	17.5mm	2mm	2	S	102.0022	102.0023
16mm	17.5mm	2mm	3	S	102.0011	102.0012

Style M



Style S

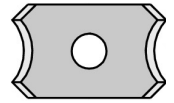


LOOKING FOR A SPECIAL SIZE? WE ROUTINELY MANUFACTURE INSERT KNIVES TO CUSTOMER SPECIFICATIONS!

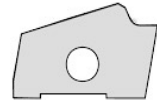
HOMAG/IMA/IDM RADIUS INSERTS

Width	Height	Thickness	R	Style	Item# (RH)	Item# (LH)
Style D						
16mm	17.5mm	2mm	2	D	4202.016.02	4202.016.02
16mm	17.5mm	2mm	3	D	4202.016.03	4202.016.03
Style P						
20mm	12mm	1.5mm	2	P	4108.020.02	Scraping
20mm	12mm	1.5mm	3	P	4108.020.03	Scraping
Style S						
20.5mm	14mm	2mm	2	S	4202.124.02	4202.124.03
20.5mm	14mm	2mm	3	S	4202.124.00	4202.124.01

Style P



Style S



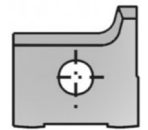
Style D



CEHISA RADIUS INSERTS

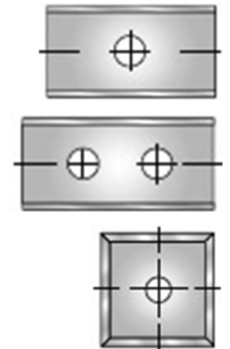
Width	Height	Thickness	R	Style	Item# (RH)	Item# (LH)
20mm	16mm	2mm	3	N	4202.020.03R	4202.020.03L

Style N



UNIVERSAL STRAIGHT TRIMMER INSERTS

Width (B)	Height	Thickness	R	Item#
12mm	12mm	1.5mm	Various	4200.012.00
12mm	12mm	1.5mm	SCM	T1030
14.3mm	14.3mm	2.5mm	Various	4200.143.14
14.6mm	9mm	1.5mm	SCM	99-146920-0659
15mm	12mm	1.5mm	Various	4200.015.00
15mm	12mm	1.5mm	SCM	0369924734L
20mm	12mm	1.5mm	Biesse	3402N0040
20mm	12mm	1.5mm	Biesse	3401E0066
20mm	12mm	1.5mm	Various	4200.020.00
20mm	12mm	1.5mm	SCM	T4032
25mm	12mm	1.5mm	Biesse	3402N0127
30mm	12mm	1.5mm	Biesse	3402N0011
30mm	12mm	1.5mm	Various	4200.030.00
30mm	12mm	1.5mm	SCM	T4033
40mm	12mm	1.5mm	Various	4200.040.00
50mm	12mm	1.5mm	Various	4200.050.00



CARBIDE-TIPPED END TRIM BLADES



D	Kerf	Bore	Pinholes	Z	Tooth Style	Item# (RH)	Item# (LH)
Biesse							
100mm	3.2mm	30mm		20	pos. alternate bevel	CSEN750069	CSEN750069
115mm	3.2mm	52mm	3 C/S	30	pos. single bevel	3402E0007	3402E0002
115mm	3.2mm	56mm	3 C/S	30	pos. single bevel	3402E0009	3402E0010
120mm	3.6mm	40mm	4 C/S	16+4	pos. single bevel	3401N0209	3401N0210
130mm	3.6mm	30mm	4 C/S	20+4	pos. single bevel	3401N0302	3401N0303
130mm	3.6mm	30mm	4	20	pos. alternate bevel	3401N0301	3401N0301
140mm	3.6mm	30mm	3+3 C/S	36	pos. alternate bevel	3401N0503	3401N0503
140mm	3.2mm	30mm		36	pos. single bevel	3402E0001	3402E0006
140mm	3.6mm	55mm		36	pos. alternate bevel	CSEN750035	CSEN750035
140mm	3.6mm	45mm	4/4.6/55	20+4	pos. single bevel	CSEN750029	CSEN750030
150mm	3.6mm	30mm	3 C/S	36+4	pos. single bevel	3401E0025	3401A0024
150mm	3.6mm	55mm		32+4	pos. single bevel	CSEN750036	CSEN750036
150mm	3.2mm	55mm		36	neg. single bevel	CSEN750047	CSEN750046
160mm	3.2mm	20mm		48	pos. alternate bevel	3401E0007	3401E0007
Cehisa							
100mm	3.0mm	32mm		20	pos. single bevel	2060.100.32	2060.101.32
110mm	3.2mm	32mm		30	pos. single bevel	2060.110.50	2060.110.51
Hebrock							
100mm	2.4mm	22mm		20	pos. alternate bevel	2060.102.22	2060.102.22
Holz-Her							
90mm	3.2mm	30mm		20	pos. alternate bevel	2060.090.30	2060.090.30
110mm	3.6mm	22mm		20	pos. alternate bevel	2060.110.22	2060.110.22
120mm	3.2mm	20mm		24	pos. alternate bevel	2060.120.20	2060.120.20
140mm	3.2mm	22mm		36	pos. alternate bevel	2060.140.22	2060.140.22
160mm	3.2mm	22mm		48	pos. single bevel	2060.160.22	2060.160.22
160mm	3.2mm	40mm		48	pos. single bevel	2060.160.40	2060.161.40
Homag/Brandt							
100mm	2.6mm	32mm		30	pos. single bevel	2060.107.32	2060.108.32
100mm	3.0mm	32mm		20	pos. single bevel	2060.101.32	2060.100.32
100mm	2.6mm	32mm		30	pos. alternate bevel	2092.100.32	2092.100.32
100mm	3.2mm	22mm		20	pos. single bevel	2060.100.22	2060.101.22
100mm	3.0mm	32mm		20	neg. single bevel	2060.103.32	2060.102.32
100mm	3.6mm	32mm		20	pos. alternate bevel	2060.104.32	2060.104.32
100mm	3.0mm	32mm		30	pos. single bevel	2060.105.32	2060.106.32
110mm	3.2mm	32mm		30	pos. single bevel	2060.110.50	2060.110.51
110mm	3.2mm	40mm	4+4/6-11/52	20	pos. alternate bevel	2060.110.40	2060.110.40
110mm	3.6mm	32mm		20	pos. alternate bevel	2060.110.32	2060.110.32
120mm	3.2mm	32mm		24	pos. alternate bevel	2060.120.32	2060.120.32
120mm	3.6mm	40mm		24	pos. alternate bevel	2060.120.40	2060.120.40
170mm	3.5mm	30mm	4/5.5/52	48	pos. single bevel	2060.171.30	2060.170.30
170mm	3.2mm	30mm	4/5.5/52	36	pos. alternate bevel	2060.172.30	2060.172.30

CARBIDE-TIPPED END TRIM BLADES continued

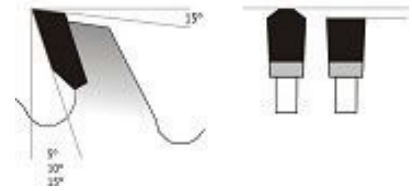
D	Kerf	Bore	Pinholes	Z	Tooth Style	Item# (RH)	Item# (LH)
IMA							
100mm	3.2mm	22mm		20	pos. single bevel	2060.100.22	2060.101.22
150mm	3.5mm	22mm		48	pos. alternate bevel	2060.154.22	2060.154.22
160mm	3.5mm	22mm		36	neg. alternate bevel	2060.163.22	2060.163.22
160mm	3.5mm	22mm		48	pos. alternate bevel	2060.164.22	2060.164.22
SCM/IDM/Stefani							
90mm	3.0mm	30mm		20	pos. single bevel	0356005042L	0356005041G
100mm	2.4mm	30mm		30	pos. alternate bevel	2092.100.30	2092.100.30
100mm	2.4mm	30mm		30	pos. alternate bevel	0533725633B	0533725633B
110mm	3.0mm	32mm		20	pos. alternate bevel	0756020604A	0756020604A
110mm	3.6mm	32mm		20	pos. single bevel	2060.114.32	2060.115.32
115mm	2.6mm	30mm		30	pos. alternate bevel	0533725662C	0533725662C
125mm	3.2mm	20mm		36	pos. single bevel	0000620052A	0000620053C
125mm	3.2mm	20mm		30	pos. single bevel	2060.125.20	2060.125.21
125mm	3.0mm	30mm		18	pos. single bevel	0356019319E	0356019320F
125mm	4.5mm	30mm		20	pos. alternate bevel	0533750121F	0533750121F
140mm	3.0mm	30mm		16+4	pos. single bevel	0356006524D	0356006523B
150mm	3.2mm	20mm		24	pos. single bevel	0535451820B	0535451821D
150mm	3.2mm	30mm		36	pos. single bevel	0000620065H	0000620066A
150mm	3.2mm	35mm		24+6	pos. single bevel	2060.150.35	2060.151.35
160mm	3.2mm	20mm		24	pos. single bevel	0535451823H	0535451822F
170mm	3.2mm	20mm		36	pos. single bevel	0369924007G	0369924006E
180mm	2.8mm	20mm		40	pos. single bevel	0369804825G	0369804824E
Other							
125mm	3.2mm	22mm	Fravol/Camal	36	pos. single bevel	2060.126.22	2060.125.22
140mm	3.2mm	16mm	OTT	36	pos. single bevel	2060.140.16	2060.141.16

SPECIAL CUT-OFF BLADES (FOR TABLE SAWS)

2000T

For sizing and finishing cuts in plywood, veneer, laminated composite materials such as particleboard and MDF. Carbide-tipped.

D	Kerf (B)	Plate (b)	Bore (d)	Hook	Teeth (Z)	Item#
8"	.110"	.070"	5/8"	15°	40	2000.220T40
8"	.110"	.078"	5/8"	10°	60	2000.220T60
10"	.126"	.087"	5/8"	15°	40	2000.250T40
10"	.126"	.087"	5/8"	10°	60	2000.250T60
10"	.126"	.087"	5/8"	5°	80	2000.250T80
12"	.126"	.087"	1"	10°	60	2000.300T60
12"	.126"	.087"	1"	10°	72	2000.300T72
12"	.126"	.087"	1"	5°	100	2000.300T10
14"	.155"	.109"	1"	10°	60	2000.350T60
14"	.137"	.100"	1"	10°	84	2000.350T84
14"	.150"	.109"	1"	5°	100	2000.350T10
16"	.155"	.110"	1"	15°	80	2000.400T80
18"	.180"	.134"	1"	10°	80	2000.450T80
18"	.180"	.134"	1"	10°	100	2000.450T10

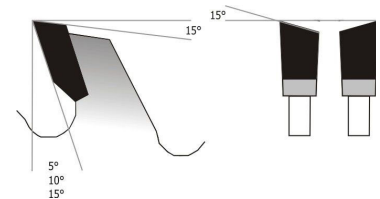


STANDARD CUT-OFF BLADES (FOR TABLE SAWS)

2000A

Universal application for cutting with or across the grain in solid wood and plywood. Carbide-tipped.

D	Kerf (B)	Plate (b)	Bore (d)	Hook	Teeth (Z)	Item#
8"	.110"	.070"	5/8"	15°	40	2000.220A40
8"	.110"	.070"	1"	15°	40	2000.221A40
8"	.118"	.078"	5/8"	10°	60	2000.220A60
9"	.128"	.087"	5/8"	10°	60	2000.230A60
10"	.126"	.087"	5/8"	10°	40	2000.250A40
10"	.126"	.087"	1"	15°	40	2000.251A40
10"	.126"	.087"	5/8"	10°	60	2000.250A60
10"	.126"	.087"	1"	10°	60	2000.251A60
10"	.126"	.087"	5/8"	5°	80	2000.250A80
12"	.126"	.087"	1"	15°	48	2000.300A48
12"	.126"	.087"	1"	10°	60	2000.300A60
12"	.126"	.087"	1"	10°	72	2000.300A72
12"	.126"	.087"	1"	5°	100	2000.300A10
14"	.155"	.109"	1"	10°	60	2000.350A60
14"	.150"	.109"	1"	5°	80	2000.350A80
14"	.150"	.109"	1"	5°	100	2000.350A10
16"	.155"	.110"	1"	15°	40	2000.400A40
16"	.155"	.110"	1"	15°	60	2000.400A60
16"	.155"	.110"	1"	15°	80	2000.400A80
18"	.180"	.134"	1"	10°	60	2000.450A60
18"	.180"	.134"	1"	10°	80	2000.450A80

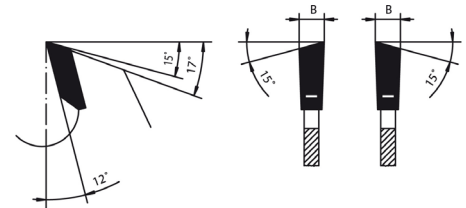


STANDARD CUT-OFF BLADES (FOR SLIDING TABLE SAW)

2020-2024

Universal application for cutting with or across the grain in solid wood and plywood.
Carbide-tipped.

D	Kerf (B)	Plate (b)	Bore (d)	Hook	Pinholes	Teeth (Z)	Item#
150mm	2.6mm	1.6mm	30mm	12°		36	2023.150.30
150mm	2.6mm	1.6mm	30mm	8°		48	2024.150.30
180mm	2.6mm	1.6mm	30mm	12°	2/7/42	36	2022.180.30
180mm	2.6mm	1.6mm	30mm	8°	2/7/42	56	2024.180.30
200mm	2.8mm	1.8mm	30mm	8°	2/7/42	64	2024.200.30
250mm	3.2mm	2.2mm	30mm	15°	CNL	30	2020.250.30
250mm	3.2mm	2.2mm	30mm	12°	CNL	42	2121.250.31 (PP)
250mm	3.2mm	2.2mm	30mm	12°	CNL	48	2022.250.30
250mm	3.2mm	2.2mm	30mm	12°	CNL	60	2023.250.30
250mm	3.2mm	2.2mm	30mm	12°	CNL	60	2123.250.31 (PP)
250mm	3.2mm	2.2mm	30mm	8°	CNL	80	2024.250.30
250mm	3.2mm	2.2mm	30mm	8°	CNL	80	2124.250.31 (PP)
280mm	3.2mm	2.2mm	30mm	12°	CNL	48	2021.280.30
280mm	3.2mm	2.2mm	30mm	12°	KNL	68	2023.280.30
300mm	3.2mm	2.2mm	30mm	15°	CNL	36	2020.300.30
300mm	3.2mm	2.2mm	30mm	12°	CNL	48	2021.300.30
300mm	3.2mm	2.2mm	30mm	12°	CNL	48	2121.300.31 (PP)
300mm	3.2mm	2.2mm	30mm	12°	CNL	60	2022.300.30
300mm	3.2mm	2.2mm	30mm	12°	KNL	72	2023.300.30
300mm	3.2mm	2.2mm	30mm	12°	CNL	72	2123.300.31 (PP)
315mm	3.2mm	2.2mm	30mm	12°	CNL	48	2021.315.30
315mm	3.2mm	2.2mm	30mm	12°	CNL	72	2023.315.30
330mm	3.2mm	2.2mm	30mm	8°	2/10/60	100	2024.330.30
350mm	3.5mm	2.5mm	30mm	15°	CNL	42	2020.350.30
350mm	3.5mm	2.5mm	30mm	12°	CNL	54	2021.350.30
350mm	3.5mm	2.5mm	30mm	12°	CNL	54	2121.350.31 (PP)
350mm	3.5mm	2.5mm	30mm	12°	CNL	72	2022.350.30
350mm	3.5mm	2.5mm	30mm	12°	CNL	84	2023.350.30
350mm	3.5mm	2.5mm	30mm	12°	CNL	84	2123.350.31 (PP)
350mm	3.5mm	2.5mm	30mm	8°	CNL	108	2024.350.30
350mm	3.5mm	2.5mm	30mm	8°	CNL	108	2124.350.31 (PP)
350mm	3.5mm	2.5mm	30mm	15°	CNL	42	2020.350.30
350mm	3.5mm	2.5mm	30mm	12°	CNL	54	2021.350.30
350mm	3.5mm	2.5mm	30mm	12°	CNL	54	2121.350.31 (PP)
350mm	3.5mm	2.5mm	30mm	12°	CNL	72	2022.350.30
350mm	3.5mm	2.5mm	30mm	12°	CNL	84	2023.350.30
350mm	3.5mm	2.5mm	30mm	12°	CNL	84	2123.350.31 (PP)
350mm	3.5mm	2.5mm	30mm	8°	CNL	108	2024.350.30
350mm	3.5mm	2.5mm	30mm	8°	CNL	108	2124.350.31 (PP)
400mm	3.5mm	2.5mm	30mm	15°	CNL	48	2020.400.30
400mm	3.5mm	2.5mm	30mm	12°	CNL	60	2021.400.30
400mm	3.5mm	2.5mm	30mm	12°	CNL	84	2022.400.30
400mm	3.5mm	2.5mm	30mm	12°	2/10/60	96	2023.400.30
400mm	3.5mm	2.5mm	30mm	8°	CNL	120	2024.400.30
450mm	4.0mm	2.8mm	30mm	12°	CNL	66	2021.450.30
450mm	4.0mm	2.8mm	30mm	12°	KNL	108	2023.450.30
450mm	4.0mm	2.8mm	30mm	5°	CNL	96	2023.450.30
450mm	4.0mm	2.8mm	30mm	8°	CNL	132	2024.450.30
500mm	4.0mm	2.8mm	30mm	5°	CNL	72	2024.500.31F
500mm	4mm	2.8mm	30mm	5°	CNL	108	2023.500.30
500mm	4.0mm	2.8mm	30mm	5°	CNL	144	2024.500.30F
550mm	4.2mm	3.2mm	30mm	5°	CNL	84	2024.550.31F
550mm	4.2mm	3.2mm	30mm	5°	CNL	120	2024.550.30F



CNL = Combination Pinholes 2/7/42 + 2/9/46.4 + 2/10/60

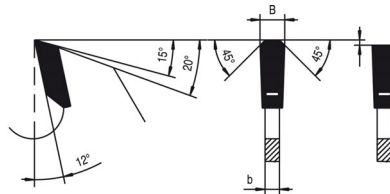
KNL = Combination Pinholes 2/10/60 + 2/7/42

PP = Piano Plus Version is a special plate design for very quiet running blades.

SPECIAL CUT-OFF BLADES (FOR SLIDING TABLE SAW)

2039-2139

For clean cuts in thermoplastic panels up to 10mm thick, phenolic resin bonded paper, and phenolic laminated panels up to 6mm thick. Also for clean cuts in veneered or laminated composite materials such as particleboard and MDF, preferably in combination with the use of a scoring blade (see Item#2055 on page 94). Triple chip tooth design and quiet running design with copper plugs. Carbide tipped.



D	Kerf (B)	Plate (b)	Bore (d)	Hook	Pinholes	Teeth (Z)	Machine	Item#
220mm	3.2mm	2.2mm	30mm	12°	2/7/42	64	Holz-Her	2039.220.30
250mm	3.2mm	2.2mm	30mm	12°	CNL	60		2139.250.31 (PP)
250mm	3.2mm	2.2mm	30mm	12°	CNL	80		2039.250.30
280mm	3.2mm	2.2mm	30mm	12°	CNL	60		2039.280.30
300mm	3.2mm	2.2mm	30mm	12°	CNL	72	Altendorf, Lazari	2039.300.30
300mm	3.2mm	2.2mm	1"	12°	CNL	72	SCM	2000.300T72
303mm	3.2mm	2.2mm	30mm	12°	KNL	60		2139.303.31 (PP)
303mm	3.2mm	2.2mm	30mm	12°	KNL	72		2139.303.32 (PP)
303mm	3.2mm	2.2mm	30mm	12°	KNL	96		2139.303.33 (PP)
305mm	3.2mm	2.2mm	30mm	12°	CNL	60		2039.305.30
305mm	3.2mm	2.2mm	30mm	12°	CNL	96		2039.301.30
350mm	3.4mm	2.4mm	1"	12°	CNL	84	SCM	2000.350T84
350mm	3.5mm	2.4mm	30mm	12°	CNL	84		2139.350.30 (PP)
350mm	3.5mm	2.5mm	30mm	12°	CNL	108		2039.350.30

CNL = Combination Pinholes 2/7/42 + 2/9/46.4 + 2/10/60

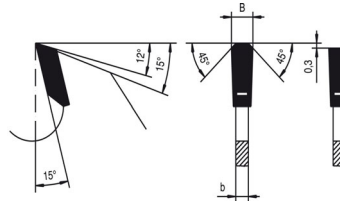
KNL = Combination Pinholes 2/10/60 + 2/7/42

PP = Piano Plus Version is a special plate design for very quiet running blades.

PANEL SAW BLADES (FOR WOOD COMPOSITES)

2052

Triple Chip Grind (TCG) for sizing and finishing cuts in laminated composite panels, MDF and particleboard. Carbide-tipped. See more options continued on the following page.



D	Kerf (B)	Plate (b)	Bore (d)	Teeth (Z)	Pinholes	Machine	Item#
250mm	3.2mm	2.2mm	30mm	60	CNL		2139.250.31 (PP)
280mm	3.2mm	2.2mm	30mm	60	CNL	Panhans	2039.280.30
300mm	4.48mm	3.2mm	75mm	96		Homag CV	2052.302.75
300mm	4.4mm	3.2mm	30mm	72	CNL		2052.301.30
300mm	4.4mm	3.2mm	60mm	72	2/14/100	Holzma	2052.300.60F
300mm	4.4mm	3.2mm	65mm	60	Multiple	Selco	2052.300.65
300mm	4.4mm	3.2mm	75mm	72		Homag España	2052.300.76
300mm	4.4mm	3.2mm	75mm	96		Homag CV	2052.301.75
300mm	4.4mm	3.2mm	80mm	60	Multiple	SCM	2052.300.80
300mm	4.4mm	3.2mm	80mm	72	Multiple	SCM	2052.300.81
300mm	4.4mm	3.2mm	30mm	60	CNL		2052.300.30
303mm	3.2mm	2.2mm	30mm	60	CNL	Scheer	2139.303.31 (PP)
303mm	3.2mm	2.2mm	30mm	72	CNL	Scheer	2139.303.32 (PP)
303mm	3.2mm	2.2mm	30mm	96	CNL	Scheer	2139.303.33 (PP)
305mm	3.2mm	2.2mm	30mm	60	CNL	Scheer	2039.305.30
305mm	4.4mm	3.2mm	30mm	60	2/10/1960	Mayer, Panhans, SCM	2052.305.31
310mm	4.4mm	3.2mm	60mm	72	Multiple	Holzma/Homag	2052.310.60
320mm	4.4mm	3.2mm	30mm	72	2/9/110+3/13/95	Mayer, Felder	2052.320.30
320mm	4.4mm	3.2mm	50mm	72	2/9/110+3/13/95	Giben	2052.320.50
320mm	4.4mm	3.2mm	65mm	72	2/9/110	Selco	2052.320.65
320mm	4.4mm	3.2mm	75mm	72	2/9/110+3/13/95	Giben	2052.320.75
320mm	4.4mm	3.2mm	80mm	72	2/9/110+3/13/95		2052.320.80
350mm	4.4mm	3.2mm	30mm	72	2/10/1960	Mayer, SCM, Scheer, Schelling	2052.350.30
350mm	4.4mm	3.2mm	60mm	72	2/14/100	Holzma HPP 72	2052.350.60
350mm	4.4mm	3.2mm	75mm	54		Giben, Homag España	2052.350.76
350mm	4.4mm	3.2mm	75mm	72		Giben, Homag España	2052.350.75
350mm	4.4mm	3.2mm	80mm	72	2/7/110+4/8.5/100+2/14/110	Gabbiani, SCM	2052.350.80
355mm	4.4mm	3.2mm	30mm	72	2/10/60+2/14/110+4/9/100+2/9/130	Mayer, SCM, Scheer, Schelling	2152.355.31 (PP)
355mm	4.4mm	3.2mm	65mm	72	Multiple	Selco/Cehisa	2052.355.65
355mm	4.4mm	3.2mm	75mm	72	2/10/60+2/14/110+4/9/100+2/9/130	Giben, Homag España	2152.355.75 (PP)
355mm	4.4mm	3.2mm	80mm	72	2/10/60+2/14/110+4/9/100+2/9/130	Gabbiani, SCM, Selco	2152.355.80 (PP)
360mm	4.4mm	3.2mm	30mm	72	2/13/94	Schelling	2052.360.30
360mm	4.4mm	3.2mm	65mm	72	2/9/110+2/9/100	Selco	2052.360.65
370mm	4.4mm	3.2mm	30mm	72	2/10/1960	Panhans, Schelling	2052.370.30
380mm	4.4mm	3.2mm	30mm	72	Multiple	Holz-Her	2052.380.30
380mm	4.4mm	3.2mm	50mm	72	Multiple	Giben	2052.380.50F
380mm	4.4mm	3.2mm	60mm	72	2/14/100	Holzma	2052.380.61
380mm	4.4mm	3.2mm	60mm	72	2/14/100	Holzma	2152.381.61 (PP)
380mm	4.4mm	3.2mm	65mm	72	2/9/110	Selco	2052.380.65F
380mm	4.4mm	3.2mm	80mm	72	2/14/110	SCM Sigma	2052.380.80
380mm	4.8mm	3.5mm	60mm	60	Multiple	Holzma/Homag	2052.381.60
380mm	4.8mm	3.5mm	60mm	72	2/14/100	Holzma	2152.380.62 (PP)
380mm	4.8mm	3.5mm	60mm	72	2/14/100	Holzma	2052.380.60
380mm	4.8mm	3.5mm	60mm	84	2/14/100	Holzma	2052.380.62

CNL = Combination Pinholes 2/7/42 + 2/9/46.4 + 2/10/60

KNL = Combination Pinholes 2/10/60 + 2/7/42

PP = Piano Plus Version is a special plate design for very quiet running blades.

PANEL SAW BLADES (FOR WOOD COMPOSITES) continued 2052

D	Kerf (B)	Plate (b)	Bore (d)	Teeth (Z)	Pinholes	Machine	Item#
400mm	4.25mm	3.2mm	30mm	72		Scheer Postforming, Schelling	2052.401.30
400mm	4.25mm	3.2mm	30mm	72		Scheer Postforming, Schelling	2152.401.31 (PP)
400mm	4.4mm	3.2mm	30mm	72	2/11/1985	Scheer, Schelling	2052.400.30
400mm	4.4mm	3.2mm	30mm	72		Scheer Schelling	2152.400.31 (PP)
400mm	4.4mm	3.2mm	60mm	72	Multiple	Holzma/Homag	2052.400.60
400mm	4.4mm	3.2mm	65mm	72	Multiple	Selco/Cehisa	2052.400.65
400mm	4.4mm	3.2mm	75mm	72	4/15/105	Giben, Homag España	2052.400.75
400mm	4.4mm	3.2mm	80mm	72	2/7/110+4/8.5/100+2/14/110	Gabbiani, SCM	2052.400.80
400mm	4.4mm	3.2mm	80mm	72	2/9/130+4/19/120	Irion, Selco, S.M.A	2052.400.81F
400mm	4.8mm	3.5mm	75mm	72	Multiple	Giben	2052.401.75
420mm	4.4mm	3.2mm	50mm	72	Multiple	Giben	2052.420.50
420mm	4.4mm	3.2mm	80mm	72	Multiple	Gabbiani	2052.420.80
420mm	4.8mm	3.5mm	60mm	72	2/14/125+2/19/120	Holzma	2052.421.60
420mm	4.8mm	3.5mm	60mm	72	2/14/125+2/19/120	Holzma	2152.420.61 (PP)
420mm	4.8mm	3.5mm	60mm	84	2/10/80+2/14/125+2/19/120	Holzma	2052.420.60
430mm	4.4mm	3.2mm	30mm	72			2052.430.30
430mm	4.4mm	3.2mm	60mm	72	Multiple	Holzma/Homag	2052.420.60
430mm	4.4mm	3.2mm	65mm	72	Multiple	Selco/Cehisa	2052.430.65F
430mm	4.4mm	3.2mm	75mm	72	Multiple	Giben	2052.430.75
430mm	4.4mm	3.2mm	75mm	96	4/15/105	Giben	2052.431.75
430mm	4.4mm	3.2mm	80mm	72	2/9/130+4/19/120	Selco, S.M.A	2052.430.80
450mm	4.4mm	3.2mm	30mm	72	2/9/60+4/15/105+4/19/120+2/9/130	Mayer, Panhans, Scheer, Schelling	2052.450.30
450mm	4.4mm	3.2mm	75mm	72	2/9/60+4/15/105+4/19/120+2/9/130	Giben Prisma	2052.450.75
450mm	4.4mm	3.2mm	80mm	72	Multiple	Selco/Gabbiani	2052.450.80
450mm	4.4mm	3.2mm	80mm	96	2/9/130+4/19/120	Irion, Selco, S.M.A	2052.450.81
450mm	4.8mm	3.5mm	60mm	60	Multiple	Holzma/Homag	2052.450.60
450mm	4.8mm	3.5mm	60mm	72	2/14/125+2/19/120	Holzma	2052.451.60
450mm	4.8mm	3.5mm	80mm	72	Multiple	Selco/Gabbiani	2052.451.80
460mm	4.4mm	3.2mm	30mm	72	2/13/94+4/15/105	Schelling FH-6	2052.460.30
460mm	4.4mm	3.2mm	75mm	72	Multiple	Giben	2052.460.75
470mm	4.4mm	3.2mm	75mm	72	Multiple	Giben	2052.470.75F
480mm	4.4mm	3.2mm	30mm	72	2/19/120+2/9/130	Schelling	2052.480.31
480mm	4.4mm	3.2mm	30mm	80		Schelling	2052.480.30
480mm	4.4mm	3.2mm	60mm	72	2/19/120+2/9/130		2052.480.60
480mm	4.4mm	3.2mm	80mm	72	2/19/120+2/9/130+2/11/115		2052.480.80
480mm	4.8mm	3.5mm	60mm	72	Multiple	Holzma/Homag	2052.480.60
500mm	4.8mm	3.5mm	60mm	60	1/11/85+2/11/115	Anthon, Holzma	2052.500.60
520mm	4.8mm	3.5mm	30mm	72	2/13/94+2/11/115+2/19/120+4/11/130	Schelling	2052.520.31
520mm	4.8mm	3.5mm	60mm	60	2/11/115+2/19/120	Holzma	2052.520.60
520mm	4.8mm	3.5mm	60mm	72	2/13/94+2/11/115+2/19/120+4/11/130	Holzma	2052.520.61
520mm	4.8mm	3.5mm	70mm	72	2/13/94+2/11/115+2/19/120+4/11/130	Selco	2052.520.71
520mm	4.8mm	3.5mm	75mm	72	2/13/94+2/11/115+2/19/120+4/11/130	Selco	2052.520.76
550mm	5.0mm	3.5mm	80mm	60		S.M.A. Teutomatic	2052.550.80
550mm	5.5mm	3.8mm	40mm	72	2/13/122	Schelling	2052.550.40
565mm	5.0mm	3.5mm	100mm	72		Giben	2052.565.10
570mm	4.8mm	3.5mm	60mm	60	Multiple	Holzma/Homag	2052.570.60
600mm	5.8mm	4.0mm	60mm	60	Multiple	Holzma/Homag	2052.600.61
600mm	5.8mm	4.2mm	60mm	72	2/11/115+2/19/120	Holzma	2052.600.60
720mm	6.4mm	4.4mm	40mm	60		Schelling	2052.720.40

CNL = Combination Pinholes 2/7/42 + 2/9/46.4 + 2/10/60

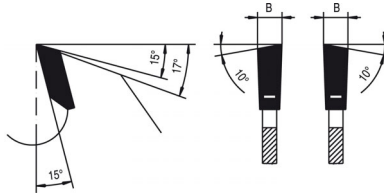
KNL = Combination Pinholes 2/10/60 + 2/7/42

PP = Piano Plus Version is a special plate design for very quiet running blades.

PANEL SAW BLADES (FOR SOLID WOOD)

2050

Alternate Top Grind (ATB) for sizing and finishing cuts in wood and plywood. 15° hook angle. Micrograin carbide grade. Carbide-tipped.



D	Kerf (B)	Plate (b)	Bore (d)	Teeth (Z)	Pinholes	Machine	Item#
305mm	4.4mm	3.0mm	30mm	54	2/10/60	Mayer, Panhans, SCM	2050.305.30
350mm	4.4mm	3.0mm	30mm	54	2/10/60	Panhans, SCM, Scheer	2050.350.30
350mm	4.4mm	3.0mm	30mm	72	2/10/60	Panhans, Schelling, SCM, Scheer	2050.350.31
355mm	4.4mm	3.0mm	75mm	54	4/15/105	Giben	2050.355.75
355mm	4.4mm	3.0mm	30mm	72		Panhans, SCM	2050.355.31
355mm	4.4mm	3.0mm	80mm	72	4/9/100+2/14/110	Gabbiani, SCM, S.M.A	2050.355.81
380mm	4.8mm	3.5mm	60mm	40	2/14/100	Holzma	2050.380.60
400mm	4.4mm	3.0mm	30mm	60		Mayer, Irion, Schelling	2050.400.30
400mm	4.4mm	3.0mm	30mm	72		Mayer, Irion, Schelling	2050.400.31
430mm	4.4mm	3.0mm	80mm	60	2/9/130+4/19/120	S.M.A, Selco	2050.430.80
450mm	4.4mm	3.0mm	30mm	72	2/9/60	Irion, Panhans, Scheer, Schelling	2050.450.31
450mm	4.4mm	3.0mm	80mm	72	2/9/130+4/19/120	S.M.A. Selco, Irion	2050.450.81
500mm	4.4mm	3.0mm	30mm	72		Schelling, Irion	2050.500.31
550mm	5.0mm	3.5mm	80mm	60		S.M.A. Teutomatic	2050.550.82
620mm	6.2mm	4.0mm	40mm	70	2/14/113	Schelling	2052.620.40
670mm	6.2mm	4.0mm	40mm	72	2/13/114+2/13/140	Schelling	2052.670.40
730mm	6.2mm	4.0mm	60mm	60	2/11/120+2/11/148	Holzma	2052.730.60

CNL = Combination Pinholes 2/7/42 + 2/9/46.4 + 2/10/60

KNL = Combination Pinholes 2/10/60 + 2/7/42

PP = Piano Plus Version is a special plate design for very quiet running blades.

SPACERLESS SCORING SAW BLADE SYSTEM

5055

Ritz-Quick takes the guesswork out of adjusting and re-adjusting your scoring blades. The system's patented, adjustable scoring eliminates the need for spacers, endless measuring, testing, and adjusting to obtain the required kerf width. Carbide-tipped. Benefits include: easy adjustment, fits most machines, fits for all main blades (2.8mm-3.6mm), and saves time and money!



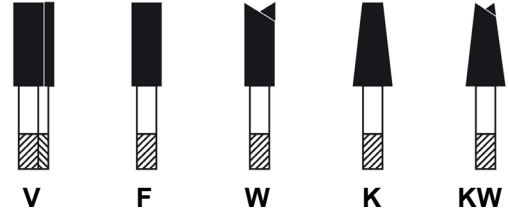
D	Kerf (B)	Bore (d)	Teeth (Z)	Machine	Item#
100mm	2.8mm-3.6mm	20mm	2x12	Striebig, Martin	5055.100.20
120mm	2.8mm-3.6mm	20mm	2x12		5055.120.20
120mm	2.8mm-3.6mm	22mm	2x12	Altendorf, Casolin, Casadei Lazzari, Shark	5055.120.22
120mm	2.8mm-3.6mm	3/4"	2x12	SCM	5055.120.75
Saw Blades:					
100mm	2.8mm-3.6mm	57mm	2x12		2055.100.00
120mm	2.8mm-3.6mm	57mm	2x12		2055.120.00

SCORING SAW BLADES

2055

Scoring saw blades for panel saws and sliding table saws. Carbide-tipped.

- V/W = 2-piece Adjustable/Alternate Top Bevel
- V/F = 2-piece Adjustable/Flat Top
- F = Flat Top
- W = Alternate Top Bevel
- K = Conic
- K/W = Conic/Alternate Top Bevel



D	Kerf (B)	Plate (b)	Bore (d)	Teeth (Z)	Pinholes	Machine	Item#
80mm	3.10mm	2.2mm	20mm	12 (W)		Striebig Compact	2055.081.20
80mm	3.38mm	2.2mm	20mm	16 (W)		Striebig, Felder	2155.080.20
80mm	2.8mm-3.6mm		20mm	10x2 (V)		GEA, Felder, Striebig	2055.080.20
100mm	2.8mm-3.6mm		22mm	12x2 (V)		Altendorf, Martin, Striebig	2055.100.22
100mm	2.8mm-3.6mm		20mm	12x2 (V)		Robland, Schelling, SCM	2055.101.20
100mm	3.10mm	2.2mm	22mm	16 (W)		Striebig	2055.101.22
100mm	3.38mm	2.4mm	22mm	24 (W)		Holz-Her, Striebig	2155.100.22
100mm	3.0mm-3.7mm	2.2mm	20mm	20 (K)		Schelling	2055.100.20
120mm	2.8mm-3.6mm		22mm	12x2 (V)		Altendorf, Martin	2055.120.22
120mm	2.8mm-3.6mm		20mm	12x2 (V)		Holz-Her, MAKKA, SCM, Lazzari	2055.120.20
120mm	2.8mm-3.6mm		22mm	12x2 (V)		Altendorf, Martin	2055.120.22
120mm	3.2mm-4.5mm		20mm	12x2 (V)		SCM	2055.121.20
120mm	2.8mm-3.6mm		3/4"	12x2 (V)		SCM	2055.120.75
120mm	2.8mm-3.6mm		50mm	12x2 (V)	2x4 CS	System GUHDO Ritzmatic	2055.120.51
120mm	2.8mm-3.6mm		50mm	12x2 (V)	2x4 CS	Leuco Rapido (Altendorf)	2055.120.50
120mm	2.8mm-3.6mm		57mm	12x2 (V)	6 CS	System GUHDO RitzFix	2055.122.22
120mm	3.2mm-3.9mm	2.4mm	20mm	24 (K)		SCM	2055.122.20
125mm	2.8mm-3.6mm		20mm	12x2 (V)		Panhans	2055.125.21
125mm	2.8mm-3.6mm		22mm	12x2 (V)		Panhans	2055.127.22
125mm	3.2mm-3.9mm	2.4mm	20mm	24 (K)		Panhans, Paolini	2055.125.20
125mm	4.4mm-5.1mm	3.2mm	20mm	24 (K)		Panhans	2055.126.20
125mm	4.4mm-5.1mm	3.2mm	45mm	24 (K/W)		Giben, Mayer, Homag España	2055.125.45
127mm	4.4mm-5.1mm	3.2mm	45mm	24 (K)		Giben, Mayer	2055.127.45
150mm	4.4mm-5.1mm	3.2mm	30mm	24 (K)		Irion, Mayer, SCM	2055.150.30
150mm	4.4mm-5.1mm	3.2mm	45mm	24 (K/W)		Homag España	2055.150.45
160mm	4.4mm-5.1mm	3.2mm	55mm	36 (K/W)	3/7/66+2/14/110	Gabbiani, SCM	2055.160.55
180mm	4.4mm-5.1mm	3.5mm	30mm	30 (K/W)	2/10/60	Panhans, Teutomatic	2055.180.31
180mm	4.4mm-5.1mm	3.5mm	45mm	30 (K/W)		Holzma, Homag España	2055.180.46
180mm	4.4mm-5.1mm	3.5mm	45mm	36 (K/W)		Holzma, Homag España	2055.181.45
180mm	4.8mm-5.5mm	3.5mm	45mm	36 (K)		Holzma	2055.180.45
200mm	3.2mm-3.8mm	2.5mm	30mm	60 (K/W)		Scheer	2055.200.31
200mm	4.4mm-5.1mm	3.5mm	20mm	34 (K/W)		Schelling	2055.200.20
200mm	4.4mm-5.1mm	3.5mm	30mm	34 (K)	2/9/60	Scheer, Teutomatic, SMA	2055.200.32
200mm	4.4mm-5.1mm	3.5mm	45mm	36 (K)		Holzma, Homag España	2055.200.47
200mm	4.4mm-5.1mm	3.5mm	65mm	34 (K/W)	2/9/110+2/9/100	Selco	2055.200.65
200mm	4.4mm-5.1mm	3.5mm	80mm	36 (K)	2/14/110	Gabbiani, SCM	2055.200.80
200mm	4.8mm-5.5mm	3.5mm	20mm	36 (K)		Schelling	2055.200.21
200mm	4.8mm-5.5mm	3.5mm	45mm	36 (K/W)		Holzma	2055.200.46
200mm	5.2mm-5.9mm	3.5mm	20mm	36 (K/W)		Schelling	2055.200.22
200mm	5.2mm-5.9mm	3.5mm	40mm	36 (K)		S.M.A	2055.200.40
200mm	5.8mm-6.5mm	3.5mm	45mm	34 (K)		Holzma	2055.201.45
215mm	4.4mm-5.1mm	3.5mm	50mm	42 (K/W)	3/15/80	Giben, Prismatic	2055.215.50
220mm	6.4mm-7.4mm	4.4mm	20mm	36 (K/W)		Schelling	2055.221.20
300mm	4.4mm-5.1mm	3.5mm	50mm	48 (KW)	3/15/80	Giben, Prismatic	2055.300.50
300mm	4.4mm-5.1mm	3.5mm	65mm	48 (K/W)	2/9/100+2/9/110	Selco EB70	2055.301.65
300mm	4.4mm-5.1mm	3.5mm	65mm	72 (K/W)	2/9/100+2/9/110	Selco	2055.300.65
340mm	5.0mm	3.5mm	45mm	108 (W)	3/14/65	Holzma Postforming	2055.342.45

DIAMOND-TIPPED PANEL SAW BLADES

7.2039/7.2052

PCD (polycrystalline diamond) cutting edges provide considerably longer tool life when machining extremely abrasive materials. Perfect fit when machining homogeneous materials such as MDF, particleboard, gypsum board, cement-fiber board, high pressure laminate, solid surface material, phenolic, FR-4, CFRP, and fiber-glass reinforced panels. **All custom size PCD saw blades have a six (6) week lead time.**

D	Kerf (B)	Plate (b)	Bore (d)	Pinholes	Teeth (Z)	Machine	Item#
250mm	3.2mm	2.2mm	30mm	2/7/42+2/10/60	80		7.2039.250.30
300mm	3.2mm	2.2mm	30mm	2/7/42+2/10/60	72		7.2039.300.30
300mm	3.2mm	2.2mm	30mm	2/7/42+2/10/60	84		7.2039.301.30
300mm	3.2mm	2.2mm	30mm	2/7/42+2/10/60	96		7.2039.302.30
350mm	4.4mm	3.2mm	60mm	2/14/100	72	Holzma	7.2052.350.60
350mm	4.4mm	3.2mm	80mm	4/9/100+2/9/110+2/14/110	72	Gabbiani	7.2052.350.80
380mm	4.8mm	3.5mm	60mm	2/14/100+2/14/125	72	Holzma	7.2052.380.60
400mm	4.4mm	3.2mm	80mm	4/9/100+2/9/110+2/14/110	72	Gabbiani	7.2052.400.80
400mm	4.4mm	3.2mm	80mm	4/19/120+2/9/130	72	Selco	7.2052.400.81
450mm	4.8mm	3.5mm	60mm	2/17/100+2/14/125	72	Holzma	7.2052.451.60

DIAMOND-TIPPED SCORING SAW BLADES

7.2055

D	Kerf (B)	Bore (d)	Pinholes	Teeth (Z)	Machine	Item#
80mm	2.8mm-3.6mm	20mm		20	Felder	7.2055.080.20
100mm	2.8mm-3.6mm	22mm		24	Striebig	7.2055.100.22
120mm	2.8mm-3.6mm	50mm		24	Altendorf (Rapido)	7.2055.120.50
160mm	4.4mm-5.3mm	55mm	3/7/66	36	SCM/Gabbiani	7.2055.160.55
180mm	4.4mm-5.3mm	45mm		36	Holzma	7.2055.180.46
180mm	4.8mm-5.6mm	45mm		36	Holzma	7.2055.180.45
200mm	4.4mm-5.3mm	45mm		36	Holzma	7.2055.200.47
200mm	4.4mm-5.6mm	65mm	2/9/110+2/9/100	36	Selco	7.2055.200.65

DIAMOND-TIPPED CUT-OFF BLADES FOR CEMENT FIBER BOARD

2887

Custom sizes available upon request.

D	Kerf (B)	Bore (d)	Teeth (Z)	Item#
7-1/4"	.094"	5/8"	10	2887.184.58
250mm	2.6mm	30mm	16	2887.250.30
10"	.102"	5/8"	16	2887.250.58
300mm	2.8mm	30mm	20	2887.300.30
12"	.110"	1"	20	2887.300.01

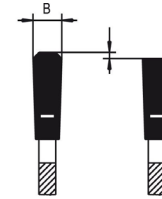


SOLID SURFACE/PLASTIC BLADES

2000S

Great option for chip free cut top and bottom for solid surface materials. Also suitable for cutting double-sided melamine and laminate panels. For use on radial arm and table saws. Carbide-tipped.

D	Kerf (B)	Plate (b)	Bore (d)	Hook	Teeth (Z)	Item#
7-1/4"	.102"	.072"	5/8"	0°	60	2000S185T60
8"	.106"	.072"	5/8"	0°	60	2000S220T60
10"	.115"	.085"	5/8"	-5°	80	2000S250T80
10"	.115"	.085"	5/8"	0°	80	2000S251T80
12"	.126"	.095"	1"	-5°	100	2000S300T10
12"	.126"	.095"	1"	0°	100	2000S301T10
14"	.150"	.110"	1"	-2°	100	2000S350T10
16"	.150"	.110"	1"	-2°	120	2000S400T10



0.25mm

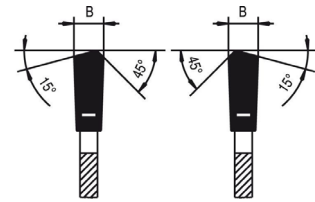
SOLID SURFACE/PLASTIC BLADES

2044

For clean cutting of homogeneous plastic panels, solid surface material, thermoplastics, phenolic resin, plexiglass, phenolic bonded paper sheets etc. Carbide-tipped.

D	Kerf (B)	Plate (b)	Bore (d)	Hook	Pinholes	Teeth (Z)	Item#
250mm	2.8mm	2.0mm	30mm	0°	CNL	80	2044.251.30
300mm	3.0mm	2.2mm	30mm	0°	CNL	96	2044.300.30
350mm	3.3mm	2.5mm	30mm	0°	CNL	108	2044.350.30

CNL = Combination Pinholes 2/7/42 + 2/9/46.4 + 2/10/60



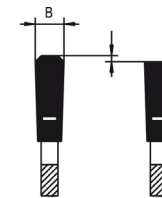
SOLID SURFACE/PLASTIC BLADES

2089

For clean cutting of thermoplastic panels (acrylics, polyethylene etc. up to 10mm thick; duropolastic panels, phenolic resin bonded panels up to 6mm thick). Also suitable for clean cutting of double sided plastic laminated panels, preferably with use of a scoring blade. Carbide-tipped.

D	Kerf (B)	Plate (b)	Bore (d)	Hook	Pinholes	Teeth (Z)	Item#
160mm	3.0mm	2.0mm	20mm	10°	2/6/32	36	2089.160.21
190mm	3.0mm	2.0mm	30mm	10°	2/7/42	42	2089.190.31
216mm	3.0mm	2.0mm	30mm	10°		48	2089.216.31
225mm	3.0mm	2.0mm	30mm	10°		50	2089.225.31
250mm	3.0mm	2.0mm	30mm	10°	CNL	56	2089.250.31
303mm	3.2mm	2.2mm	30mm	10°	CNL	68	2089.303.31

CNL = Combination Pinholes 2/7/42 + 2/9/46.4 + 2/10/60



DIAMOND-TIPPED BLADE FOR SOLID SURFACE

7.2039

PCD (polycrystalline diamond) cutting edges provide considerably longer tool life when machining solid surface materials and provide an excellent finish.

D	Kerf (B)	Plate (b)	Bore (d)	Hook	Teeth (Z)	Item#
220mm	3.0mm	2.0mm	30mm	0°	64	7.2039N220T64
250mm	3.0mm	2.0mm	30mm	0°	80	7.2039N250T80
300mm	3.2mm	2.2mm	30mm	0°	96	7.2039N300T96



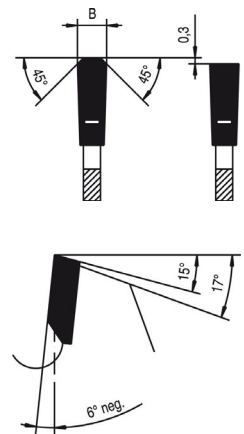
NON-FERROUS METAL/PLASTIC CUTTING BLADES

2085/2080

Both negative and positive hook tooth geometry blades available for sizing non-ferrous and plastic extrusion profiles and panels and sizing non-ferrous metal and sandwich panels. For use on Elu, Haffner, Baier, Fezer, Kaltenbach, Trennjaeger, Ulmia, Rapid, Graule, Eisele, DeWalt, Pfeiffer, Weidmann, Elumatec and others. Carbide-tipped.

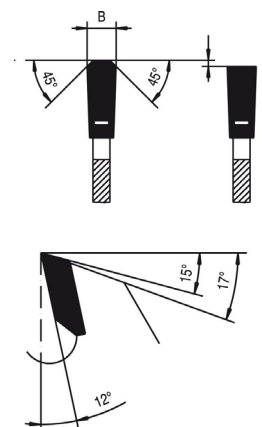
NEGATIVE HOOK TOOTH

D	Kerf (B)	Plate (b)	Bore (d)	Pinholes	Teeth (Z)	Item#
216mm	2.8mm	2.8mm	30mm		48	2085.216.30
216mm	2.8mm	2.2mm	30mm		64	2085.217.30
220mm	2.8mm	2.2mm	30mm	KNL	80	2085.221.30
250mm	3.1mm	2.4mm	30mm	CNL	60	2085.250.30
250mm	3.1mm	2.4mm	30mm	CNL	80	2185.251.31 (PP)
250mm	3.1mm	2.4mm	32mm		80	2185.251.32
300mm	3.2mm	2.6mm	30mm		72	2085.300.30
300mm	3.2mm	2.6mm	30mm		96	2185.301.31 (PP)
300mm	3.2mm	2.6mm	32mm		96	2085.301.32
300mm	3.2mm	2.6mm	40mm	4/12/64+2/9/55	72	2085.300.40
330mm	3.4mm	2.8mm	30mm		84	2085.330.30
330mm	3.4mm	2.8mm	30mm		100	2185.331.31 (PP)
330mm	3.4mm	2.8mm	32mm		100	2085.331.32
350mm	3.6mm	3.0mm	30mm		84	2085.350.30
350mm	3.6mm	3.0mm	30mm		108	2085.351.30
350mm	3.5mm	3.0mm	30mm		108	2185.351.31 (PP)
350mm	3.6mm	3.0mm	40mm	4/12/64+2/9/55	84	2085.350.40
350mm	3.6mm	3.0mm	40mm	4/12/64+2/9/55	108	2085.351.40
370mm	3.6mm	3.0mm	30mm		90	2085.370.30
370mm	3.6mm	3.0mm	50mm	4/15/80	90	2085.370.50
380mm	3.6mm	3.0mm	32mm		108	2085.381.32
400mm	3.8mm	3.2mm	30mm		96	2085.400.30
400mm	3.8mm	3.2mm	40mm	4/12/64+2/9/55	96	2085.400.40
400mm	3.8mm	3.2mm	50mm	4/15/80	96	2085.401.50
420mm	3.8mm	3.2mm	30mm		96	2085.420.30
420mm	3.8mm	3.2mm	40mm		96	2085.420.40
450mm	4.1mm	3.5mm	30mm		96	2085.450.30
500mm	4.1mm	3.5mm	30mm		120	2085.501.30



POSITIVE HOOK TOOTH

D	Kerf (B)	Plate (b)	Bore (d)	Pinholes	Teeth (Z)	Item#
225mm	2.5mm	1.8mm	30mm		68	2080.225.30
250mm	3.4mm	2.4mm	30mm	2/10/60	40	2080.252.30
250mm	3.4mm	2.4mm	30mm	2/10/60	60	2080.250.30
250mm	3.4mm	2.4mm	30mm	2/10/60	80	2080.251.30
300mm	3.8mm	2.8mm	30mm	CNL	72	2080.300.30
300mm	3.8mm	2.8mm	30mm	CNL	96	2080.301.30
350mm	4.0mm	3.0mm	30mm	CNL	60	2080.352.30
350mm	4.0mm	3.0mm	30mm	CNL	84	2080.350.30
350mm	4.0mm	3.0mm	30mm	CNL	96	2180.353.31 (PP)
350mm	4.0mm	3.0mm	30mm	CNL	108	2080.351.30
400mm	4.2mm	3.2mm	30mm		60	2080.401.30
400mm	4.2mm	3.2mm	30mm		96	2080.400.30
420mm	4.2mm	3.2mm	30mm		96	2080.420.30
500mm	4.6mm	3.5mm	30mm		120	2080.501.30



CNL = Combination Pinholes 2/7/42 + 2/9/46.4 + 2/10/60

KNL = Combination Pinholes 2/10/60 + 2/7/42

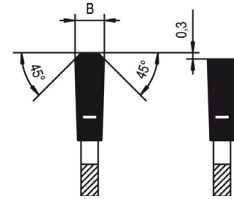
PP = Piano Plus Version is a special plate design for very quiet running blades.

NON-FERROUS METAL/PLASTIC CUTTING BLADES

2000N

For cutting aluminum and plastic extrusion profiles and panels on chop/miter saws and other special machines. The negative tooth shape prevents the gullets from filling up. Use coolant or lubricant and clamp the material firmly. Carbide-tipped.

D	Kerf (B)	Plate (b)	Bore (d)	Hook	Teeth (Z)	Item#
7-1/4"	.112"	.087"	5/8"	-5°	60	2000N185T60
10"	.126"	.102"	5/8"	-5°	60	2000N250T60
10"	.126"	.102"	5/8"	-5°	80	2000N250T80
10"	.126"	.102"	5/8"	-5°	100	2000N250T10
12"	.128"	.102"	1"	-5°	72	2000N300T72
12"	.128"	.102"	1"	-5°	80	2000N300T80
12"	.128"	.102"	5/8"	-5°	100	2000N300T10
12"	.128"	.102"	1"	-5°	100	2000N301T10
14"	.138"	.110"	1"	-5°	108	2000N350T18
14"	.150"	.126"	5/8"	-2° (Pistorius)	100	2000N350T10
15"	.120"	.098"	1"	-2° (Hitachi)	100	2000N380T10
16"	.150"	.126"	1"	-2°	100	2000N400T10
18"	.165"	.134"	1"	-2°	100	2000N450T10
20"	.174"	.134"	1"	0°	100	2000N500T10
20"	.174"	.134"	1"	0°	120	2000N500T12
20"	.174"	.134"	1"	0°	140	2000N500T14



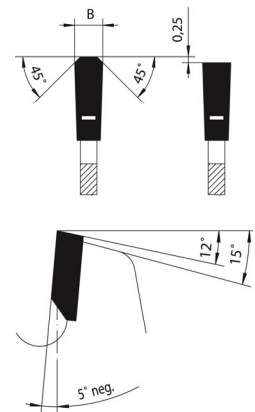
NON-FERROUS METAL/PLASTIC CUTTING BLADES

2286

For sizing non-ferrous and plastic extrusion profiles and panels and sizing non-ferrous metal panels. Universally suited for cutting a diverse variety of materials. Carbide-tipped.

D	Kerf (B)	Plate (b)	Bore (d)	Pinholes	Teeth (Z)	Item#
150mm	2.8mm	2.2mm	30mm		42	2286.150.30
160mm	2.8mm	2.2mm	20mm	2.6/32	42	2286.160.20
160mm	2.8mm	2.2mm	30mm	2/7/42	42	2286.160.30
170mm	2.8mm	2.2mm	30mm	2/7/42	48	2286.170.30
180mm	2.8mm	2.2mm	20mm	2/6/32	48	2286.180.20
190mm	2.8mm	2.2mm	30mm	2/7/42	54	2286.190.30
200mm	2.8mm	2.2mm	30mm	2/7/42	54	2286.200.30
210mm	2.8mm	2.2mm	30mm	2/7/42	54	2286.210.30
216mm	2.8mm	2.2mm	30mm		60	2286.216.30
230mm	2.8mm	2.2mm	30mm	2/7/42	64	2286.230.30
250mm	3.2mm	2.4mm	30mm	CNL	80	2286.250.30
260mm	2.4mm	1.8mm	30mm	CNL	68	2286.260.30

CNL = Combination Pinholes 2/7/42 + 2/9/46.4 + 2/10/60

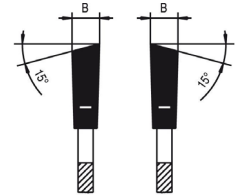


MITRE SAW BLADES

2000M

For clean cuts on wood mouldings and framing, designed to help prevent kickback. Negative hook. Carbide-tipped.

D	Kerf (B)	Plate (b)	Bore (d)	Hook	Teeth (Z)	Item#
10"	.110"	.080"	5/8"	-2°	60	2000M250A60
10"	.102"	.072"	5/8"	0°	80	2000M251A80
10"	.102"	.072"	5/8"	-5°	80	2000M250A80
12"	.110"	.080"	1"	0°	60	2000M300A60
12"	.110"	.080"	1"	0°	80	2000M300A80
12"	.122"	.095"	1"	0°	80	2000M301A80
12"	.128"	.098"	5/8"	-5°	100	2000M300A10
12"	.128"	.098"	1"	-5°	100	2000M301A10
12"	.128"	.098"	5/8"	0°	100	2000M302A10
14"	.150"	.120"	5/8"	-5° (Pistorius)	100	2000M350A10
15"	.120"	.098"	1"	-2° (Hitachi)	100	2000M380A10

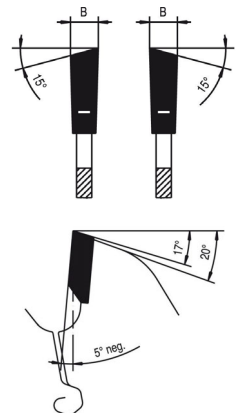


RADIAL ARM SAW BLADES

2109

For cross grain cutting both seasoned and unseasoned hard and softwood. Alternate top bevel grind, 5° negative hook. Carbide-tipped.

D	Kerf (B)	Plate (b)	Bore (d)	Teeth (Z)	Pinholes	Item#
210mm	2.8mm	1.8mm	30mm	34	2/7/42	2109.210.30
216mm	2.8mm	1.8mm	30mm	36		2109.216.30
216mm	2.8mm	1.8mm	30mm	48		2109.217.30
216mm	2.8mm	1.8mm	30mm	64		2109.218.30
250mm	3.0mm	2.0mm	30mm	42	CNL	2109.250.30
260mm	3.2mm	2.2mm	30mm	48	1/7/44	2109.260.30
260mm	2.5mm	1.8mm	30mm	48		2109.261.30
260mm	3.2mm	2.2mm	30mm	60	1/7/44	2109.260.31
305mm	3.2mm	2.2mm	30mm	48	CNL	2109.305.30
305mm	3.2mm	2.2mm	30mm	60	CNL	2109.305.31
350mm	3.6mm	2.2mm	30mm	42	CNL	2109.350.31
400mm	3.9mm	2.5mm	30mm	48	CNL	2109.400.31
420mm	4.2mm	2.8mm	30mm	54	2/10/60	2109.420.31
420mm	4.2mm	2.8mm	40mm	54		2109.420.41
450mm	4.2mm	2.8mm	30mm	54	CNL	2109.450.31
500mm	4.4mm	3.0mm	30mm	60	CNL	2109.500.31
520mm	4.6mm	3.2mm	50mm	60		2109.520.51
550mm	4.8mm	3.4mm	30mm	64	2/10/60	2109.550.31
600mm	5.2mm	3.8mm	30mm	72	2/10/60	2109.600.31



CNL = Combination Pinholes 2/7/42 + 2/9/46.4 + 2/10/60

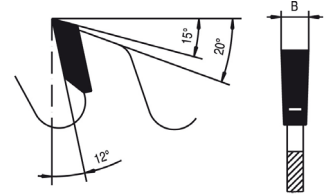
PP = Piano Plus Version is a special plate design for very quiet running blades.

RADIAL ARM SAW BLADES

2033

For scoring (on the underside) double-sided coated panels on double-end tenoners. Carbide-tipped.

D	Kerf (B)	Plate (b)	Bore (d)	Teeth (Z)	Hook	Pinholes	Item#
150mm	3.2mm	2.0mm	30mm	36	12°	4/6/48+4/5.5/52	2033.150.30
200mm	3.2mm	2.0mm	30mm	48	12°		2033.200.30

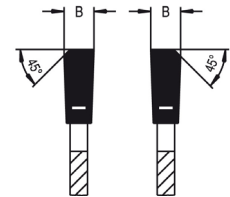


CONSTRUCTION SITE SAW BLADES

2000T

For all materials used on construction sites, such as wood with nails, staples, concrete residues, clips and similar unexpected inclusions. Carbide-tipped.

D	Kerf (B)	Plate (b)	Bore (d)	Hook	Teeth (Z)	Item#
10"	.126"	.087"	5/8"	-5°	20	2000.250T20
12"	.126"	.087"	1"	-5°	24	2000.300T24
14"	.137"	.098"	1"	-5°	28	2000.350T28
18"	.165"	.110"	1"	-5°	36	2000.450T36



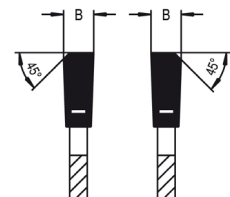
CONSTRUCTION SITE SAW BLADES

2301

For universal cutting applications on construction sites. Carbide-tipped.

D	Kerf (B)	Plate (b)	Bore (d)	Pinholes	Teeth (Z)	Item#
300mm	3.4mm	2.2mm	30mm	CNL	20	2301.300.30
315mm	3.4mm	2.2mm	30mm	2/7/42	20	2301.315.30
350mm	3.6mm	2.5mm	30mm	CNL	24	2301.350.30
400mm	3.6mm	2.5mm	30mm	CNL	28	2301.400.30
450mm	3.8mm	2.6mm	30mm	CNL	32	2301.450.30
500mm	4.4mm	2.8mm	30mm	CNL	36	2301.500.30

CNL = Combination Pinholes 2/7/42 + 2/9/46.4 + 2/10/60

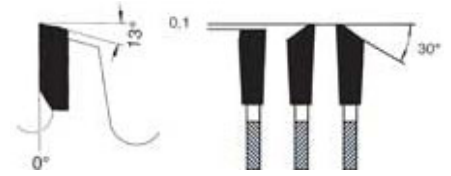


STEEL CUTTING SAW BLADES

2000S

For dry cutting of mild steel (S237), metal clad pieces such as sandwich panels, cable ducts, sheet metal, brass and copper. Carbide-tipped.

D	Kerf (B)	Plate (b)	Bore (d)	Hook	Teeth (Z)	Item#
8"	2.2mm	1.8mm	1"	0°	40	2000S220A40
10"	2.4mm	2.0mm	1"	0°	48	2000S250A48
12"	2.4mm	2.0mm	1"	0°	60	2000S300A60
12"	2.7mm	2.4mm	1"	0°	84	2000S300A84
14"	2.8mm	2.5mm	1"	0°	84	2000S350A84
14"	2.8mm	2.5mm	1"	0°	102	2000S350A12

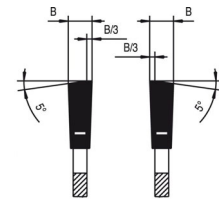


STEEL CUTTING SAW BLADES

2049

For cutting steel, cast and sheet steel (non-vanadium), copper, aluminum, brass and rigid plastics. For use on Jepson dry cutter. Carbide-tipped.

D	Kerf (B)	Plate (b)	Bore (d)	Pinholes	Teeth (Z)	Item#
305mm	2.2mm	1.85mm	1"		60	2049.305.25
305mm	2.2mm	1.85mm	1"		80	2049.306.25
305mm	2.2mm	1.85mm	30mm	CNL	80	2049.306.30
355mm	2.5mm	2.15mm	1"		80	2049.356.25

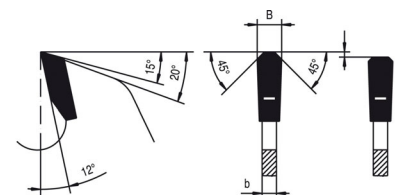


STEEL CUTTING SAW BLADES

2048

For sizing rigid foam and wood-based panels with a thin sheet steel layer on one or both sides. Smaller diameter blades 160-230mm can be used on portable and small table saws. Carbide-tipped.

D	Kerf (B)	Plate (b)	Bore (d)	Pinholes	Teeth (Z)	Item#
160mm	2.8mm	1.8mm	20mm	2/6/32	42	2048.161.20
190mm	2.8mm	1.8mm	30mm	2/7/42	56	2048.191.30
210mm	2.8mm	1.8mm	30mm	2/7/42	60	2048.210.30
230mm	3.2mm	2.2mm	30mm	2/7/42	64	2048.231.30
300mm	3.4mm	2.4mm	30mm		60	2048.300.30
350mm	4.2mm	3.0mm	30mm		72	2048.350.30
410mm	3.0mm	2.5mm	30mm	CNL	84	2048.410.30
500mm	4.2mm	3.0mm	30mm		96	2048.500.30
500mm	4.2mm	3.2mm	110mm		100	2048.500.10
550mm	4.2mm	3.2mm	110mm		100	2048.550.10
660mm	4.2mm	3.0mm	30mm		108	2048.660.30



CNL = Combination Pinholes 2/7/42 + 2/9/46.4 + 2/10/60

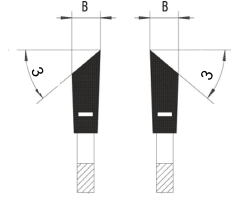
LAMINATE BLADES—HI ANGLE ATB

For cutting double-sided laminated panels (without using a scoring blade) and avoid tear-out on the bottom exit cut. High angle, ATB. Carbide-tipped.

D	Kerf (B)	Plate (b)	Bore (d)	Hook	Teeth (Z)	Item#
10"	.126"	.087"	5/8"	-5°	80	2000N250A80
12"	.126"	.087"	30mm	-5°	96	2000N300A96
12"	.126"	.087"	1"	-5°	96	2000N301A96
14"	.148"	.118"	1"	-2°	100	2000N350A10
220mm*	3.2mm	2.2mm	30mm	-5°	64	2000N220A64

* for Holz-Her

2000N



LAMINATE BLADES—HI ANGLE ATB

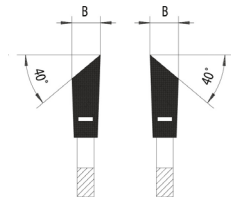
For cleanest cut in laminated panels, cross and miter cuts in solid wood, MDF, chipboard plywood, glued laminate, veneers and beading. 40° high angle, (35° on the 160/190mm diameter), 5° positive hook. ATB. Carbide-tipped.

D	Kerf (B)	Plate (b)	Bore (d)	Pinholes	Teeth (Z)	Item#
160mm	3.0mm	2.2mm	20mm	2/6/32	54	2195.160.21
190mm	3.0mm	2.2mm	30mm		60	2195.190.31
216mm	2.9mm	2.0mm	30mm		60	2195.216.31
225mm	2.8mm	2.0mm	30mm		68	2195.225.31
250mm	3.2mm	2.2mm	30mm	CNL	76	2195.250.31
303mm	3.2mm	2.2mm	30mm	CNL	90	2195.303.31
350mm	3.5mm	2.5mm	30mm	CNL	96	2195.350.31

CNL = Combination Pinholes 2/7/42 + 2/9/46.4 + 2/10/60

PP = Piano Plus Version is a special plate design for very quiet running blades.

2195



LAMINATE BLADES—HI ANGLE ATB

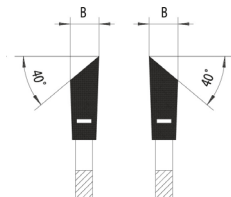
For cutting thicker panels, 20mm-80mm (3/4"-3"), cross and miter cuts in solid wood, plywood, double-sided laminated panels, glued up panels, foil and paper coated panels and also light-weight sandwich panels. 40° high angle (35° on the 160/190mm diameter), 5° positive hook. ATB. Carbide-tipped.

D	Kerf (B)	Plate (b)	Bore (d)	Pinholes	Teeth (Z)	Item#
250mm	3.0mm	2.0mm	30mm	CNL	46	2196.250.30
303mm	3.2mm	2.2mm	30mm	CNL	56	2196.303.30
350mm	3.5mm	2.4mm	30mm	CNL	56	2196.350.30

CNL = Combination Pinholes 2/7/42 + 2/9/46.4 + 2/10/60

PP = Piano Plus Version is a special plate design for very quiet running blades.

2196



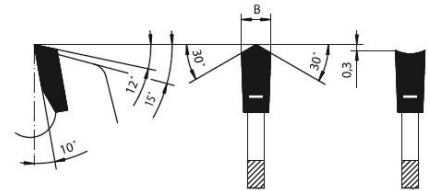
LAMINATE BLADES—HOLLOW FACE

2037

Excellent finish cutting double-sided laminated panels (without using a scoring blade) and prevention of tear-out on the bottom exit cut. Hollow-face sawblades require special sharpening to maintain the excellent finish quality. Tooth must be face ground with a grinding pin every time the blade is sharpened. For use on sliding table saws and vertical panel saws. Carbide-tipped.

D	Kerf (B)	Plate (b)	Bore (d)	Pinholes	Teeth (Z)	Item#
220mm	3.2mm	2.2mm	30mm	2/7/42	42	2037.220.30
250mm	3.2mm	2.2mm	30mm	CNL	48	2037.250.30
303mm	3.2mm	2.2mm	30mm	CNL	60	2037.300.30
303mm	3.2mm	2.2mm	30mm	CNL	60	2137.303.31 (PP)
303mm	2.9mm	2.0mm	30mm	CNL	72	2137.303.33 (PP)
350mm	3.5mm	2.5mm	30mm	CNL	72	2037.350.30

CNL = Combination Pinholes 2/7/42 + 2/9/46.4 + 2/10/60
 PP = Piano Plus Version is a special plate design for very quiet running blades.



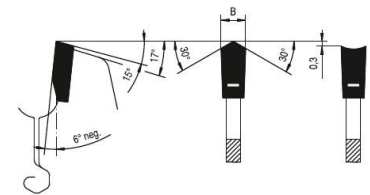
LAMINATE BLADES—HOLLOW FACE

2138

Same application as Series 2037 above, except **negative hook** design. Carbide-tipped.

D	Kerf (B)	Plate (b)	Bore (d)	Pinholes	Teeth (Z)	Item#
250mm	3.2mm	2.2mm	30mm	CNL	48	2138.250.31
303mm	3.2mm	2.2mm	30mm	CNL	60	2138.303.31

CNL = Combination Pinholes 2/7/42 + 2/9/46.4 + 2/10/60



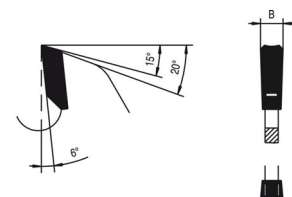
LAMINATE BLADES—HOLLOW FACE

2041

Same application as Series 2037, except modified/alternative hollow face design with more teeth. Carbide-tipped.

D	Kerf (B)	Plate (b)	Bore (d)	Pinholes	Teeth (Z)	Item#
160mm	2.9mm	2.0mm	20mm	2/6/32	36	2041.160.20
300mm	2.9mm	2.0mm	30mm	CNL	72	2141.300.31
303mm	3.2mm	2.2mm	30mm	CNL	56	2141.303.31

CNL = Combination Pinholes 2/7/42 + 2/9/46.4 + 2/10/60

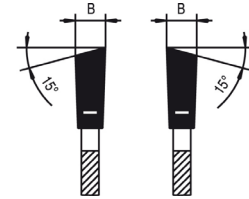


THIN KERF SAW BLADES

2000T

Designed to minimize cutting waste when sizing exotic and expensive wood and other materials. ATB grind for cutting solid wood, plywood, and veneers. TCG for cutting plastic, PVC, and plexiglass. Carbide-tipped.

D	Kerf (B)	Plate (b)	Bore (d)	Hook	Teeth (Z)	Item#
8"	.090"	.063"	5/8"	10°	60 ATB	2000T220A60
8"	.090"	.063"	5/8"	10°	60 TCG	2000T220T60
10"	.098"	.071"	5/8"	20°	24 ATB	2000T250A24
10"	.090"	.063"	5/8"	15°	40 ATB	2000T250A40
10"	.090"	.063"	5/8"	5°	80 ATB	2000T250A80
10"	.090"	.063"	5/8"	5°	80 TCG	2000T250T80
12"	.090"	.063"	1"	5°	100 ATB	2000T300A10
12"	.090"	.063"	1"	5°	100 TCG	2000T300T10

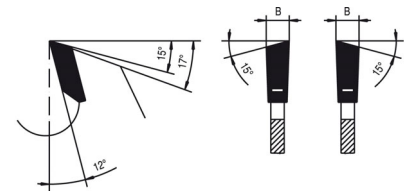


THIN KERF SAW BLADES

2025-2027

For ripping exotic and expensive solid wood and books of veneers. 15° hook, ATB grind. Carbide-tipped.

D	Kerf (B)	Plate (b)	Bore (d)	Teeth (Z)	Hook	Pinholes	Item#
150mm	2.0mm	1.2mm	30mm	24	15°		2025.150.30
180mm	2.0mm	1.3mm	30mm	30	15°		2025.180.30
200mm	2.0mm	1.35mm	30mm	34	15°		2025.200.30
200mm	2.0mm	1.35mm	30mm	64	12°		2027.200.30
250mm	2.1mm	1.6mm	30mm	42	15°	CNL	2025.250.30
250mm	2.1mm	1.6mm	30mm	80	12°	CNL	2027.250.30
300mm	2.2mm	1.6mm	30mm	48	15°	CNL	2025.300.30
300mm	2.2mm	1.6mm	30mm	96	12°	CNL	2027.300.30
350mm	2.4mm	1.6mm	30mm	54	15°	CNL	2025.350.30
350mm	2.4mm	1.6mm	30mm	108	12°	CNL	2027.350.30



CNL = Combination Pinholes 2/7/42 + 2/9/46.4 + 2/10/60

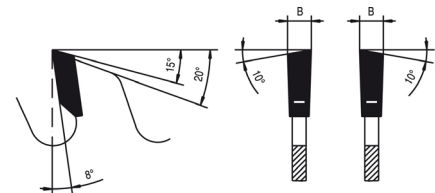
THIN KERF SAW BLADES

2028

For clean cutting of thin-wall plastic and aluminum profiles, phenolic resin bonded paper, and cork. Carbide-tipped.

D	Kerf (B)	Plate (b)	Bore (d)	Teeth (Z)	Hook	Pinholes	Item#
200mm	2.2mm	1.6mm	30mm	80	8°		2028.200.30
250mm	2.2mm	1.6mm	30mm	100	8°	CNL	2028.250.30
300mm	2.2mm	1.6mm	30mm	120	8°	CNL	2028.300.30

CNL = Combination Pinholes 2/7/42 + 2/9/46.4 + 2/10/60



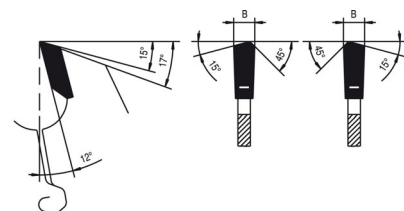
THIN KERF SAW BLADES

2030

For clean cutting of homogeneous plastic panels, laminate, plexiglass, phenolic resin bonded paper, phenolic laminated cotton fiber panels, phenolic resin impregnated paper etc. Carbide-tipped.

D	Kerf (B)	Plate (b)	Bore (d)	Teeth (Z)	Hook	Pinholes	Item#
250mm	2.1mm	1.6mm	30mm	80	12°	CNL	2030.250.30
300mm	2.2mm	1.6mm	30mm	96	12°	CNL	2030.300.30

CNL = Combination Pinholes 2/7/42 + 2/9/46.4 + 2/10/60

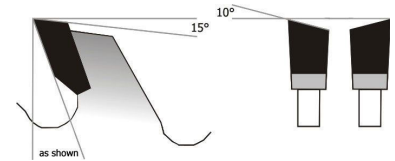


RIP SAW BLADES (FOR TABLE SAWS)

2000R

For ripping and cross cutting solid wood and panels on table saws. Carbide-tipped.

D	Kerf (B)	Plate (b)	Bore (d)	Hook	Teeth (Z)	Item#
10"	.126"	.087"	5/8"	20°	24	2000R250A24
12"	.126"	.087"	1"	20°	28	2000R300A28
14"	.138"	.098"	1"	20°	32	2000R350A32

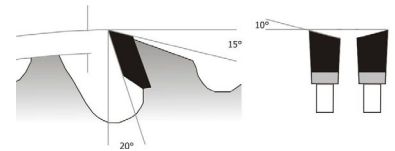


RIP SAW BLADES (FOR TABLE SAWS)

2000RAA

For ripping and cross cutting solid wood and panels on table saws. Carbide-tipped.

D	Kerf (B)	Plate (b)	Bore (d)	Hook	Teeth (Z)	Item#
10"	.126"	.087"	5/8"	20°	24	2000RA250A24
12"	.126"	.087"	1"	20°	28	2000RA300A28
14"	.138"	.098"	1"	20°	32	2000RA350A32

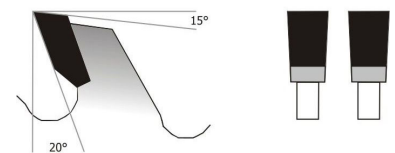


RIP SAW BLADES (HEAVY DUTY)

2000RF

For heavy-duty ripping hard and softwoods. Carbide-tipped.

D	Kerf (B)	Plate (b)	Bore (d)	Hook	Teeth (Z)	Item#
10"	.145"	.095"	5/8"	20°	24	2000R250F24
12"	.160"	.110"	1"	20°	28	2000R300F28
14"	.170"	.120"	1"	20°	32	2000R350F32
16"	.170"	.120"	1"	20°	36	2000R400F36
18"	.184"	.134"	1"	20°	40	2000R450F40

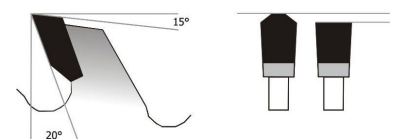


GLUE LINE RIP BLADES

2000G

Provides cleanest cutting requirements for glue line applications in hard/soft woods. Carbide-tipped.

D	Kerf (B)	Plate (b)	Bore (d)	Hook	Teeth (Z)	Item#
10"	.145"	.095"	5/8"	20°	30	2000G250T30
12"	.150"	.110"	3-1/8"	20°*	36	2000G300T36
12"	.160"	.110"	1"	20°	36	2000G301T36
12"	.150"	.110"	3-1/8"	20°*	36	2000G302T36
12"	.160"	.110"	3-1/8"	20°*	36	2000G304T36
14"	.170"	.120"	1"	20°	40	2000G350T40
14"	.169"	.120"	2"	20°+	36	2000G350T36
16"	.170"	.120"	1"	20°	36	2000G400T36
300mm	4.2mm	2.8mm	70mm	20°^	36	2000G303T36



* For Mereen Johnson with keyway 1/4" x 1/4" round style + two keyways 1/2" x 1/4"

+ For Diehl machine with pinhole 9/16" on 5" bolt circle

^ For European brand rip saws with 20mm x 5mm double keyway

RIP SAW BLADES (SLIDING TABLE SAWS)

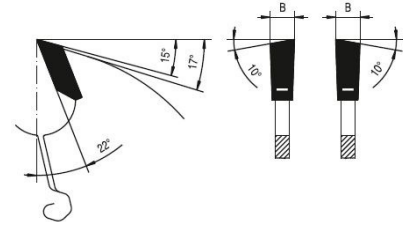
2104

For ripping and cross cutting solid wood on sliding table saws. Also suitable for trimming panel products with single-sided laminate or veneer. Alternate top bevel grind, 22° positive hook. Carbide-tipped.

D	Kerf (B)	Plate (b)	Bore (d)	Teeth (Z)	Item#
250mm	3.2mm	2.2mm	30mm	24	2104.250.31
300mm	3.2mm	2.2mm	30mm	28	2104.300.31
350mm	3.5mm	2.4mm	30mm	34	2104.350.31
400mm	4.0mm	2.8mm	30mm	36	2104.400.31
450mm	4.2mm	3.0mm	30mm	40	2104.450.31

CNL = Combination Pinholes 2/7/42 + 2/9/46.4 + 2/10/60

PP = Piano Plus Version is a special plate design for very quiet running blades.



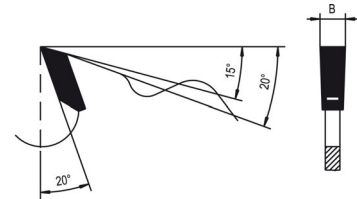
RIP SAW BLADES

2001

For ripping solid hard- and softwood. Flat tooth grind with 20° hook and chip limiter design. Carbide-tipped.

D	Kerf (B)	Plate (b)	Bore (d)	Teeth (Z)	Pinholes	Item#
250mm	3.2mm	2.2mm	30mm	12	CNL	2001.250.30
300mm	3.4mm	2.2mm	30mm	12	CNL	2001.300.30
315mm	3.4mm	2.2mm	30mm	12	CNL	2001.315.30
350mm	3.8mm	2.5mm	30mm	10	CNL	2001.351.30
350mm	3.8mm	2.5mm	30mm	16	CNL	2001.350.30
400mm	4.1mm	2.8mm	30mm	12	CNL	2001.401.30
400mm	3.8mm	2.5mm	30mm	18	CNL	2001.400.30
450mm	4.2mm	2.8mm	30mm	20	CNL	2001.450.30
500mm	4.5mm	3.0mm	30mm	22	CNL	2001.500.30

CNL = Combination Pinholes 2/7/42 + 2/9/46.4 + 2/10/60



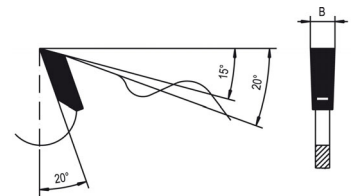
RIP SAW BLADES

2002

For ripping and occasional cross-cutting of solid hard- and softwood. Flat tooth grind with 20° hook and chip limiter design. Carbide-tipped.

D	Kerf (B)	Plate (b)	Bore (d)	Teeth (Z)	Pinholes	Item#
300mm	3.4mm	2.2mm	30mm	20	CNL	2002.300.30
350mm	3.7mm	2.5mm	30mm	24	CNL	2002.350.30
400mm	4.0mm	2.8mm	30mm	28	CNL	2002.400.30
450mm	4.0mm	2.8mm	30mm	32	CNL	2002.450.30

CNL = Combination Pinholes 2/7/42 + 2/9/46.4 + 2/10/60



RIP SAW BLADES

2003

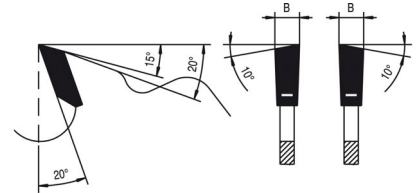
For ripping and cross cutting solid hard and softwood. Also suitable for sizing single-sided veneered or plastic coated panels. Alternate top bevel grind with 20° hook and chip limiter design. Carbide-tipped.

D	Kerf (B)	Plate (b)	Bore (d)	Teeth (Z)	Pinholes	Item#
240mm	3.2mm	2.2mm	30mm	24	2/7/42	2003.240.30
250mm	3.2mm	2.2mm	30mm	24	CNL	2003.250.30
270mm	3.2mm	2.2mm	30mm	24		2003.270.30
280mm	3.4mm	2.2mm	30mm	28	CNL	2003.280.30
300mm	3.4mm	2.2mm	30mm	28	CNL	2003.300.30
315mm	3.4mm	2.2mm	30mm	28	CNL	2003.315.30
350mm	3.7mm	2.5mm	30mm	32	CNL	2003.350.30
355mm	3.7mm	2.5mm	30mm	32	CNL	2003.355.30
400mm	4.0mm	2.8mm	30mm	36	CNL	2003.400.30
450mm*	4.0mm	2.0mm	30mm	40	CNL	2003.450.30
500mm	4.0mm	2.8mm	30mm	44	CNL	2003.500.30
550mm	4.6mm	3.2mm	30mm	48	KNL	2003.550.30

CNL = Combination Pinholes 2/7/42 + 2/9/46.4 + 2/10/60

KNL = Combination Pinholes 2/7/42 + 2/10/60

* with cooling slots



RIP SAW BLADES

2005


For ripping unseasoned solid hard- and softwood. Use on bench saws and gang rip saws. Flat top grind with 20° hook and chip limiter design. Carbide-tipped.

D	Kerf (B)	Plate (b)	Bore (d)	Teeth (Z)	Pinholes	Item#
250mm	3.2mm	2.0mm	30mm	18	CNL	2005.250.30
300mm	3.5mm	2.2mm	30mm	20	CNL	2005.300.30
300mm	3.5mm	2.2mm	70mm	20	DKN20x6	2005.300.70
400mm	4.2mm	2.8mm	30mm	28	CNL	2005.400.30
450mm*	4.2mm	2.8mm	30mm	32	CNL	2005.450.30

CNL = Combination Pinholes 2/7/42 + 2/9/46.4 + 2/10/60

DKN = double keyway

* with cooling slots



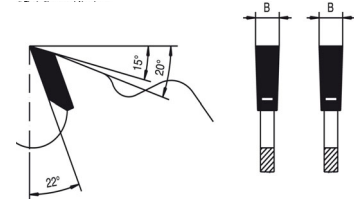
RIP SAW BLADES

2007

For ripping and cross cutting hard and softwood. For use on panel sizing saws. Flat top or alternate top grind (as specified) with 22° hook, four interior wiper/raker teeth, and chip limiter design. Carbide-tipped.

D	Kerf (B)	Plate (b)	Bore (d)	Teeth (Z)	Pinholes	Item#
300mm	3.2mm	2.2mm	30mm	18 Flat	CNL	2007.300.30
350mm	3.6mm	2.5mm	30mm	20 Flat	CNL	2007.350.30
400mm	4.0mm	2.8mm	30mm	24 Flat	CNL	2007.400.30

CNL = Combination Pinholes 2/7/42 + 2/9/46.4 + 2/10/60



RIP SAW BLADES

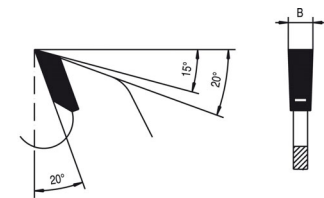
2012

For ripping solid hardwood. Flat grind with 20° hook and chip limiter design. For SCM rip saw. Carbide-tipped.

D	Kerf (B)	Plate (b)	Bore (d)	Teeth (Z)	Pinholes	Item#
300mm*	3.2mm	2.2mm	70mm	24	DKN20x6	2012.301.70

DKN = double keyway

* with cooling slots

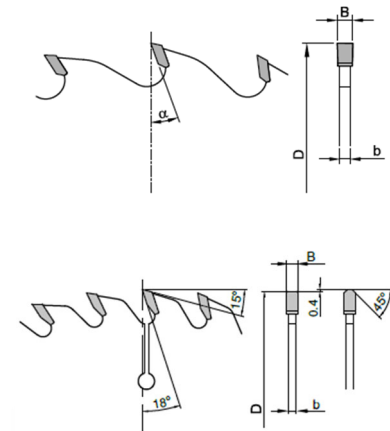


RIP SAW BLADES FOR RAIMANN

2015

Rip saw blades specifically for Raimann rip saws. For ripping soft and hard woods. Arbor with required keyways and pinholes. Carbide-tipped.

D	Kerf (B)	Bore (d)	Teeth (Z)	Hook	Grind	Item#
General Ripping						
300mm	3.4mm	80mm	28	20°	Flat	2015.300.80
300mm	3.2mm	80mm	36	20°	ATB	2015.301.80
350mm	3.6mm	80mm	30	20°	Flat	2015.350.80
Glue Line Ripping						
300mm	4.0mm	80mm	28	18°	TCG	2015.302.80
300mm	2.8mm	80mm	48	18°	TCG	2015.303.80
300mm	4.0mm	80mm	48	18°	TCG	2015.304.80
Shoulder Cut Ripping						
300mm	5.6mm	80mm	24	25°	Flat	2015.305.80

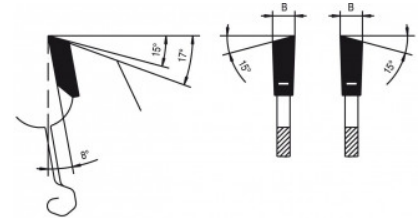


OPTIMIZING SAW BLADES

2018

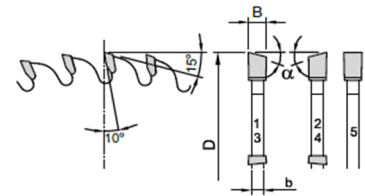
Optimizing saw blades for cross cutting/optimizing saws. Alternate top bevel grind. Carbide-tipped.

D	Kerf (B)	Bore (d)	Teeth (Z)	Pinholes	Machine	Item#
400mm	3.5mm	30mm	120	2/11/60	Dimter	2018.400.30F
450mm	3.9mm	30mm	102	2/11/60	Dimter	2018.450.30F
450mm	4.8mm	30mm	138	2/11/60 + 2/8/63.5	Tiger Stop	2018.450.30F
500mm	4.8mm	30mm	144	2/11/60 + 2/15/63	Grecon 704	2018.500.30F
500mm	4.8mm	35mm	144	2/11/60 + 2/15/63	Dimter S30, S50	2018.500.35F
520mm	4.6mm	30mm	144	2/11/60 + 2/15/63	Dimter	2018.520.30F
600mm	5.4mm	30mm	172	2/11/60	Dimter	2018.600.30F
630mm	5.4mm	30mm	180	2/11/60	Dimter	2018.630.30F



Optimizing saw blades for cross cutting/optimizing saws. Alternate bevel/flat grind. Carbide-tipped.

D	Kerf (B)	Bore (d)	Teeth (Z)	Pinholes	Machine	Item#
400mm	3.0mm	30mm	125	2/11/60	Dimter	2018.401.30F
450mm	4.4mm	30mm	140	2/11/60	Paul	2018.451.30F

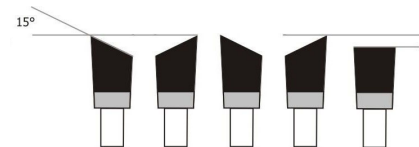


COMBINATION SAW BLADES

2000C

This blade is designed for ripping and cross cutting in solid wood, plywood, and composite panels. Best choice for an all around blade for a variety of materials. Carbide-tipped.

D	Kerf (B)	Plate (b)	Bore (d)	Hook	Teeth (Z)	Item#
10"	.126"	.087"	5/8"	15°	50	2000.250C50
12"	.150"	.110"	1"	15°	60	2000.300C60
14"	.155"	.110"	1"	15°	70	2000.350C70
16"	.165"	.120"	1"	15°	80	2000.400C80



STACKABLE DADO BLADE SET

2500

Standard dado set consists of RH and LH saws as well as four flat top chippers and shims that allow fine width adjustment. Clean cutting for both rip and cross cut. Carbide-tipped.

D	Kerf (B)	Bore (d)	Teeth (Z)	Item#
8"	1/8" to 13/16"	5/8"	40	2500.240.10
10"	1/8" to 13/16"	5/8"	40	2500.250.10



GROOVING BLADES

3008

Flat top grind for grooving wood or panel products. Carbide-tipped. **Also available in polycrystalline diamond (PCD) for longer tool life. Maximum RPM: 12,000 for 100mm diameter; 10,000 for 125mm diameter; 8,000 for 150mm diameter.**

D	B	d	# of Teeth	Item#
100mm	2mm	20mm	6	3008.100.20
100mm	3mm	20mm	6	3008.100.30
100mm	4mm	20mm	6	3008.100.40
100mm	5mm	20mm	6	3008.100.50
100mm	6mm	20mm	6	3008.100.60
100mm	7mm	20mm	6	3008.100.70
100mm	7mm	30mm	6	3008.101.70
100mm	8mm	20mm	6	3008.100.80
120mm	4mm	35mm	30	3008.120.40
125mm	2mm	30mm	12	3008.125.20
125mm	2.5mm	30mm	12	3008.125.25
125mm	3mm	30mm	12	3008.125.30
125mm	4mm	30mm	12	3008.125.40
125mm	5mm	30mm	12	3008.125.50
125mm	6mm	30mm	12	3008.125.60
125mm	7mm	30mm	12	3008.125.70
125mm	8mm	30mm	12	3008.125.80
125mm	10mm	30mm	12	3008.125.10
150mm	2.5mm	30mm	12	3008.150.25
150mm	3mm	30mm	12	3008.150.30
150mm	3.5mm	30mm	12	3008.150.35
150mm	4mm	30mm	12	3008.150.40
150mm	5mm	30mm	12	3008.150.50
150mm	6mm	30mm	12	3008.150.60
150mm	8mm	30mm	12	3008.150.80
150mm	10mm	30mm	12	3008.150.10
180mm	4mm	30mm	42	3008.180.40



GROOVING BLADES

3009

Grooving blades, designed for mechanical feed. Thinner blades, (1.5mm-2.5mm kerf) are limited to a grooving depth of 20mm due to the blades center hub reinforcement. Carbide-tipped. **Recommended RPM: 5,000-8,000 for 150mm diameter; 4,500-7,000 for 180mm diameter.**

D	B	d	# of Teeth	Item#
150mm	1.5mm	30mm	18	3009.150.15
150mm	2.0mm	30mm	18	3009.150.20
150mm	2.5mm	30mm	18	3009.150.25
150mm	3.0mm	30mm	18	3009.150.30
150mm	3.5mm	30mm	18	3009.150.35
150mm	4.0mm	30mm	18	3009.150.40
150mm	5.0mm	30mm	18	3009.150.50
150mm	6.0mm	30mm	18	3009.150.60
150mm	7.0mm	30mm	18	3009.150.70
150mm	8.0mm	30mm	18	3009.150.80
150mm	10mm	30mm	18	3009.150.01
180mm	4.0mm	30mm	18	3009.180.40
180mm	5.0mm	30mm	18	3009.180.50
180mm	6.0mm	30mm	18	3009.180.60
180mm	8.0mm	30mm	18	3009.180.80
180mm	10mm	30mm	18	3009.180.01



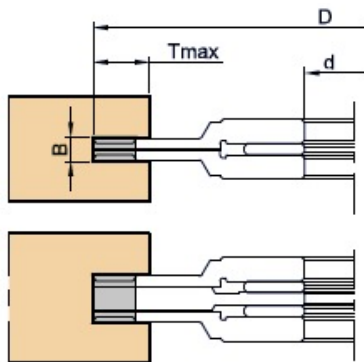
ADJUSTABLE INSERT GROOVING CUTTER

4538/4546

This grooving cutter, which is designed with very economical solid carbide insert knives, can accommodate a range of kerf widths by adding or removing the precision spacers (0.1mm increments) which are included with the tool. Excellent for use on hard and softwoods cutting with and cross grain. Also suitable for use on wood composites, plywood, etc. The tool body is steel construction.

D	Kerf (B)	Bore (d)	Z	V	T-max	Item#
160mm	4mm-7.5mm	Specify	8	4	32mm	4538.160.75
160mm	4mm-15mm	Specify	8	4	32mm	4538.160.15
160mm	8mm-15mm	Specify	4	4	32mm	4546.160.15
160mm	12.6mm-24mm	Specify	4	4	32mm	4546.160.24
180mm	4mm-7.5mm	Specify	8	4	38mm	4538.180.75
180mm	4mm-15mm	Specify	8	4	38mm	4538.180.15
180mm	8mm-15mm	Specify	4	4	38mm	4546.180.15
180mm	12.6mm-24mm	Specify	4	4	38mm	4546.180.24

Replacement Inserts: Item# 4200.008.00 (7.5mm x 12mm x 1.5mm, B=4mm-15mm)
 Item# 4200.018.20 (18mm x 18mm x 1.95mm, B=4mm-7.5mm)
 Item# 4200.014.12 (14mm x 14mm x 1.2mm spur, B=4mm-6mm)



4538



4546

INSERT GROOVING CUTTER

4518/4551

This grooving cutter design has a fixed grooving width and uses economical solid carbide insert knives to produce precision groove cuts. Excellent for use on hard and softwoods cutting with and cross grain. Also suitable for use on wood composites, plywood, etc. The tool body is steel construction.

D	Kerf (B)	Bore (d)	Z	V	T-max	Item#
120mm	4mm	Specify	4	4	27mm	4551.120.04
120mm	5mm	Specify	4	4	27mm	4551.120.05
120mm	6mm	Specify	4	4	27mm	4551.120.06
140mm	4mm	Specify	4	4	32mm	4551.140.04
140mm	5mm	Specify	4	4	32mm	4551.140.05
140mm	6mm	Specify	4	4	32mm	4551.140.06
140mm	8mm	Specify	4	4	32mm	4518.140.08
140mm	10mm	Specify	4	4	32mm	4518.140.10
140mm	12mm	Specify	4	4	32mm	4518.140.12
140mm	15mm	Specify	4	4	32mm	4518.140.15

Replacement Inserts: Item# 4200.018.20 (18mm x 18mm x 1.95mm, B=4mm)
 Item# 4200.018.25 (18mm x 18mm x 2.45mm, B=5mm)
 Item# 4200.018.30 (18mm x 18mm x 2.95mm, B=6mm)
 Item# 4200.008.00 (7.5mm x 12mm x 1.5mm, B=8mm)
 Item# 4200.096.00 (9.5mm x 12mm x 1.5mm, B=10mm)
 Item# 4200.116.00 (11.6mm x 12mm x 1.5mm, B=12mm)
 Item# 4200.146.00 (14.6mm x 12mm x 1.5mm, B=15mm)
 Item# 4200.014.12 (14mm x 14mm x 1.2mm spur, B=4mm-6mm)
 Item# 4200.014.04 (14mm x 14mm x 2mm spur, B=8mm-5mm)



4551



4518

ADJUSTABLE REBATE CUTTER

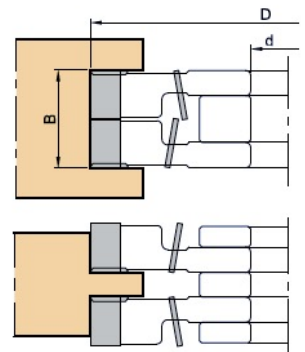
4530

Adjustable insert groove and rebate cutter suitable for use on solid wood (hard and softwoods) as well as other wood composite materials such as particleboard and MDF. Cutter body is steel construction and utilizes reversible, solid carbide insert knives (which guarantee constant cutting diameter and accuracy of cut). Exceptionally cost-efficient in operation. This tool features an opposite shear angle design to provide superior surface finish quality. The cutting width is adjustable by 0.1mm increments by adding or removing spacers that are supplied with the tool. This tool is a four wing design with two spur knives top and bottom for clean, inside corners.

D	Kerf (B)	Bore (d)	Z	V	T-max	Item#
160mm	16mm-30mm	Specify	4	4	37mm	4530.160.30
160mm	21mm-40mm	Specify	4	4	37mm	4530.160.40
160mm	31mm-60mm	Specify	4	4	37mm	4530.160.60
160mm	51mm-100mm	Specify	4	4	37mm	4530.160.10

Replacement Inserts:

- Item# 4200.015.00 (15mm x 12mm x 1.5mm, B=16mm-30mm)
- Item# 4200.020.00 (20mm x 12mm x 1.5mm, B=21mm-40mm)
- Item# 4200.030.00 (30mm x 12mm x 1.5mm, B=31mm-60mm)
- Item# 4200.050.00 (50mm x 12mm x 1.5mm, B=51mm-100mm)
- Item# 4200.014.04 (14mm x 14mm x 2mm spur, all sizes)



JOINTING AND REBATING CUTTER

4513/4536

Insert jointing and rebate cutter suitable for solid wood and wood composite materials. The tool body is steel, and it features reversible, solid carbide insert knives for very economical machining. Two spurs on the top and bottom assure clean inside corners on rebate cuts. **Helping to improve surface finish on materials that are more challenging to get a clean edge, 4513 cutting edges are positioned axial straight, while 4536 has an opposite shear effect.** Available in two (2) and four (4) wing style.

D	Kerf (B)	Bore (d)	Z	V	RPM	Item#
100mm	50mm	Specify	2	4	7,800-13,300	4513.100.50
100mm	50mm	Specify	4	4	7,800-13,300	4513.100.51
125mm	30mm	Specify	2	4	6,200-10,600	4513.125.30
125mm	30mm	Specify	4	4	6,200-10,600	4513.125.31
125mm	50mm	Specify	2	4	6,200-10,600	4513.125.50
125mm	50mm	Specify	4	4	6,200-10,600	4513.125.51
125mm	60mm	Specify	2	4	6,200-10,600	4513.125.60
125mm	50mm	Specify	4	4	6,200-10,600	4536.125.50
140mm	50mm	Specify	4	4	5,500-9,500	4536.140.50
147mm	50mm	40mm	4	4	5,200-9,000	4536.147.50

Replacement Inserts:

- Item# 4200.030.00 (30mm x 12mm x 1.5mm, B=30mm)
- Item# 4200.050.00 (50mm x 12mm x 1.5mm, B=50mm)
- Item# 4200.014.04 (14mm x 14mm x 2mm spur, all sizes)



4513



4536

JOINTING/PLANING CUTTER

4505

Stackable insert jointing/planing cutter suitable for machining solid wood (hard and softwood) as well as other wood composite boards. For use on moulders and shapers. Steel body construction and reversible solid carbide insert knives make this a very economical tool to run in production. Suitable for manual or automatic feed machines. When stacking tools, they are secured via locking pins to prevent spinning on the shaft. Perfect for S4S machining.

D	Kerf (B)	Bore (d)	RPM	Z	Item#
80mm	50mm	45mm	9,600-16,000	4	4505.080.50
100mm	30mm	Specify	7,800-13,300	4	4505.100.30
100mm	50mm	Specify	7,800-13,300	4	4505.100.50
125mm	30mm	Specify	6,200-10,600	4	4505.125.30
125mm	50mm	Specify	6,200-10,600	4	4505.125.50
125mm	60mm	Specify	6,200-10,600	4	4505.125.60
125mm	80mm	Specify	6,200-10,600	4	4505.125.80

Replacement Inserts:
 Item# 4200.030.00 (30mm x 12mm x 1.5mm, B=30mm)
 Item# 4200.050.00 (50mm x 12mm x 1.5mm, B=50mm)
 Item# 4200.060.00 (60mm x 12mm x 1.5mm, B=60mm)
 Item# 4200.080.00 (80mm x 13mm x 2.2mm, B=80mm)



JOINTING/PLANING CUTTER WITH SHEAR

4535

Insert jointing/planing cutter suitable for machining solid wood (hard and softwood) as well as other wood composite boards, particularly those where surface finish is critical. The opposite shear design of this tool provides a clean, compression style cut to deliver excellent finish quality on both sides of laminated panels. For use on moulders and shapers. Steel body construction and reversible solid carbide insert knives make this a very economical tool to run in production. Suitable for manual or automatic feed machines. Cutter features a double keyway. Perfect for S4S machining.

D	Kerf (B)	Bore (d)	RPM	Z	Item#
100mm	56mm	30mm	7,800-13,300	3+3	4535.100.56
125mm	56mm	Specify	6,200-10,600	3+3	4535.125.56
150mm	56mm	Specify	5,200-8,900	3+3	4535.150.56
180mm	56mm	Specify	4,300-7,400	3+3	4535.180.56

Replacement Inserts: Item# 4200.030.00 (30mm x 12mm x 1.5mm)



LAMELLO BISCUIT JOINT CUTTER

3020

Grooving cutter for biscuit joiners in soft and hardwood. Provides excellent finish cutting both with grain and cross grain in soft and hardwoods. For production of door frames, picture frames and other miter joint connections. Solid carbide replacement insert design provides very economical use in production. **See page 56 for Item# 6374 Shank Adapter to use on CNC machines.**

D	Kerf (B)	Bore (d)	Z	V	Pinholes	Item#
100mm	3.97mm	22mm	4	4	4/4.5/36	3020.100.22

Replacement Inserts: Item# 4200.018.20 (18mm x 18mm x 1.95mm)
Item# 4200.014.12 (14mm x 14mm x 1.2mm spur)



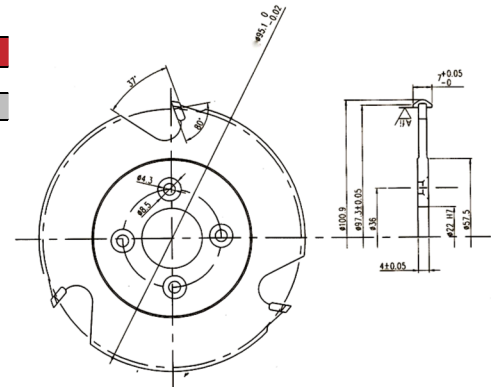
GROOVING BLADE FOR CLAMEX CONNECTORS

7828

PCD tipped grooving blade for Lamello-Clamex system on CNC machining centers and angled aggregate heads.

D	B (mm)	D (mm)	Pinholes	Item#
100.4mm	7.0	22	4/4.5/36	7828.100.107.22*
100.4mm	7.0	30	4/6.5/48	7828.100.107.30

* for Lamello Zeta P2 Joiner



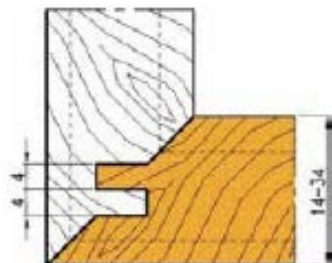
MITER JOINT CUTTER

4534

Insert glue joint cutter for use in hard and softwoods cutting with and cross grain. Also suitable for other wood composite panel products. Tool body is steel construction, and profile solid carbide insert knives provide constant profile accuracy and perfect match. Suitable for both manual and automatic feed machines.

D	Kerf (B)	Bore (d)	RPM	Z	Groove	Item#
180mm	35mm	Specify	4,300-7,400	2	2	4534.180.35

Replacement Inserts: Item# 4768.601 (50mm x 12mm x 1.5mm)



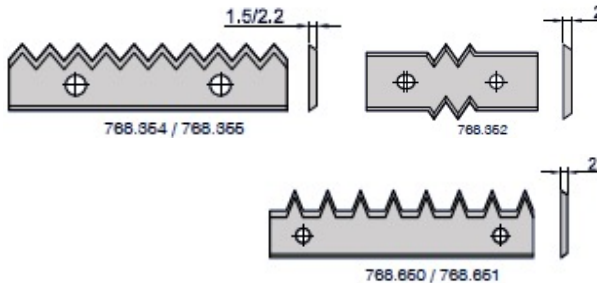
GLUE JOINT CUTTER

4532

Insert glue joint cutter for use in hard and softwoods cutting with the grain. Tool body is steel construction, and profile, solid carbide insert knives provide constant profile accuracy and perfect match. Suitable for both manual and automatic feed machines.

No.	D	Kerf (B)	Bore (d)	RPM	Z	Item#
1	125mm	50mm	Specify	6200-10600	2	4532.125.50
1	125mm	50mm	Specify	6200-10600	3	4532.125.51
2	125mm	80mm	Specify	6200-10600	3	4532.125.80
3	125mm	50mm	Specify	6200-10600	3	4532.125.52
4	125mm	80mm	Specify	6200-10600	3	4532.125.81

Replacement Inserts:
 Item# 4768.354 (50mm x 12mm x 1.5mm, No. 1)
 Item# 4768.355 (80mm x 13mm x 2.2mm, No. 2)
 Item# 4768.352 (50mm x 22mm x 2mm, No. 3)
 Item# 4768.650 (80mm x 20mm x 2mm, No. 4)
 Item# 4768.651 (80mm x 20mm x 2mm, No. 4)



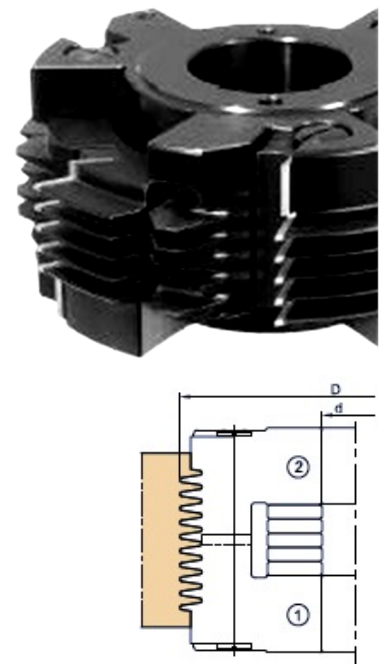
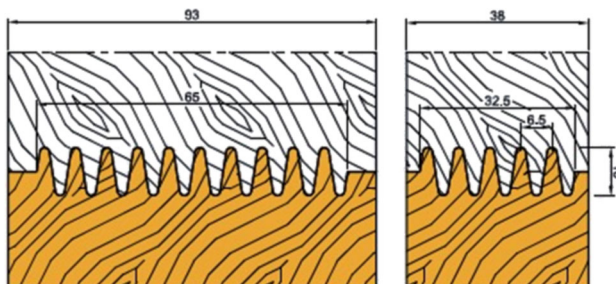
ADJUSTABLE GLUE JOINT CUTTER

4594

Insert glue joint cutter for use in hard and softwoods cutting cross grain. Tool body is steel construction, and profile, solid carbide insert knives provide constant profile accuracy and perfect match. Suitable for both manual and automatic feed machines.

D	Kerf (B)	Bore (d)	RPM	Z	Item#
160mm	100mm	Specify	4,800-8,300	3	4594.160.10

Replacement Inserts:
 Item# 4768.403 (50mm x 25mm x 2mm, 1)
 Item# 4768.404 (50mm x 25mm x 2mm, 2)



EDGE CHAMFERING/CORNER ROUNDING CUTTER

4524

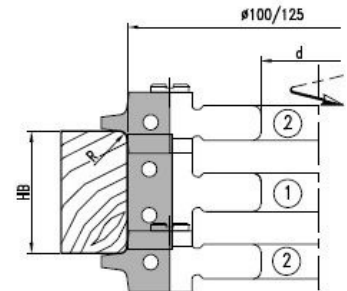
This adjustable jointing, chamfering, and round over cutter head is suitable for use on soft and hardwood, and cutting either with or cross grain. The tool body is constructed of steel. Available with top and bottom optional chamfering (7mm x 45°) or radius round-over insert knives in a variety of radius sizes shown below. Offers great versatility in edge machining.

No.	D	B	d	Z	Item#
1	100mm	30mm	Specify	2	4524.100.30
1	100mm	50mm	Specify	2	4524.100.50
2	113mm	16mm	Specify	2	4524.113.16
1	125mm	30mm	Specify	3	4524.125.30
1	125mm	50mm	Specify	3	4524.125.50
2	137mm	16mm	Specify	3	4524.137.16
2	146mm	25mm	Specify	3	4524.146.25



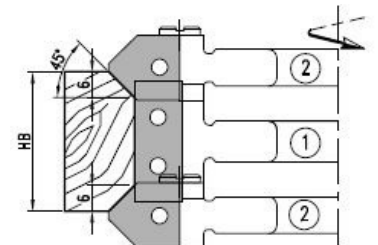
RADIUS/ANGLE OF INSERT

No.	B	Radius/Bevel	HB min-max	Item#
1	30mm	R2-6/45°	14mm-33mm	4703.009
1	30mm	R8-10/45°	21mm-44mm	4703.010
2	50mm	R2-6/45°	18mm-53mm	4703.015
2	50mm	R8-10/45°	25mm-64mm	4703.012



REPLACEMENT SPARE PARTS

Insert	Item#
30mm	4200.030.00
50mm	4200.050.00
R2	4765.101
R3	4765.102
R4	4765.103
R5	4765.104
R6	4765.105
R8	4765.107
R10	4765.109
7 x 45°	4765.501
10 x 45°	4765.502



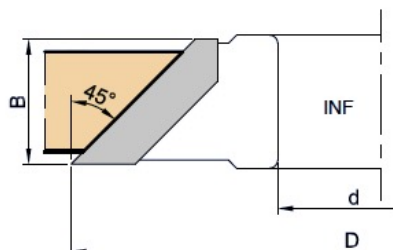
EDGE CHAMFERING CUTTER

4544

This chamfering cutter is suitable for use on soft and hardwoods, cutting either with or cross grain. It can also be used on wood composites such as MDF, plywood, and particleboard.

D	W	B	# of Wings	Item#
175mm	50mm	Specify	4	4544.175.50

Replacement Inserts: Item# 4200.050.00 (50mm x 12mm x 1.5mm)



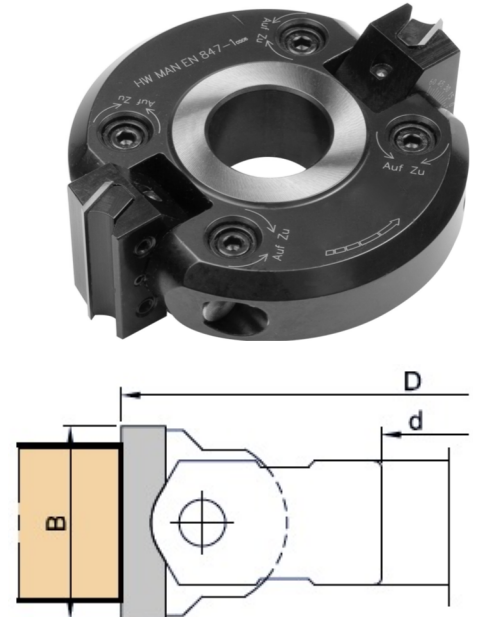
VARI-ANGLE INSERT CUTTER

4510

This adjustable angle jointing/chamfering insert cutter is suitable for cutting soft and hardwoods either with or cross grain. Steel or aluminum body construction (M) with two and three wing design (Z), featuring reversible solid carbide cutting edges. Exceptionally economical production tool. Available in various diameters, cut lengths (Kerf) and varying increments of adjustment capability (I) and maximum adjustment options ranging from 45°-90°(T).

D	D max	Kerf	Bore (d)	Z	I	T	M	RPM min-max	Item#
110mm	127mm	40mm	Specify	2	7.5°	45°	S	7,000-9,000	4510.110.30
120mm	137mm	40mm	Specify	2	7.5°	45°	A	6,400-8,500	4510.120.30
130mm	155mm	50mm	Specify	2	7.5°	67°	S	5,000-8,500	4510.130.50
140mm	163mm	50mm	Specify	2	1°	60°	S	5,500-7,500	4510.140.50
150mm	173mm	50mm	Specify	2	7.5°	90°	S	5,100-7,400	4510.150.50
160mm	183mm	50mm	Specify	2	INF	90°	A	4,800-6,000	4510.160.50
170mm	193mm	50mm	Specify	2	1°	60°	S	4,500-6,000	4510.170.50
170mm	193mm	60mm	Specify	2	INF	90°	A	4,500-6,000	4510.170.60
170mm	218mm	80mm	Specify	3	1°	60°	S	4,500-6,000	4510.170.80

Replacement Inserts:
 Item# 4200.040.00 (40mm x 12mm x 1.5mm, for Kerf=40mm)
 Item# 4200.050.00 (50mm x 12mm x 1.5mm, for Kerf=50mm)
 Item# 4200.060.00 (60mm x 12mm x 1.5mm, for Kerf=60mm)
 Item# 4200.080.00 (80mm x 13mm x 2.2mm, for Kerf=80mm)



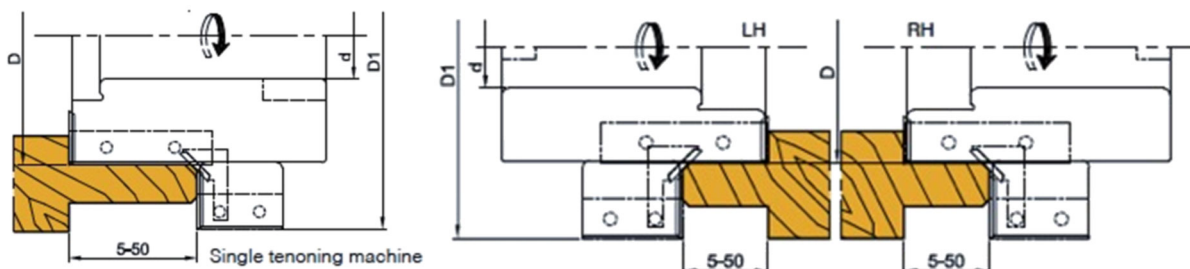
TENON INSERT CUTTER

4560

This insert tenon cutter features a steel body designed with reversible, solid carbide insert knives and four-sided, solid carbide spurs. Constant cutting diameter and cutting height (as well as very economical operational cost) is provided by incorporating standard inserts into the design of this tool. The tenon length can be adjusted from 5mm to 50mm. For use on single and double end tenoners such as Bacci, Greda, Pade, Balestrini, etc.

D	D1	B	Bore (d)	Z	V	RPM max	Item#
60mm	80mm	10mm-35mm	25mm	3/6	3/6	11,600	4560.060.35
70mm	115mm	5mm-50mm	25mm	3/6	3/6	11,600	4560.070.50
90mm	135mm	5mm-50mm	30mm	3/6	3/6	10,200	4560.090.50

Replacement Inserts:
 Item# 4200.030.00 (30mm x 12mm x 1.5mm)
 Item# 4200.050.00 (50mm x 12mm x 1.5mm)
 Item# 4200.014.04 (14mm x 14mm x 2mm)



COPE AND STICK, RAISED PANEL CUTTER FOR SHAPERS

4520/4529

Multi-profile, precision steel tool bodies offer five (5) profile options each for cope/stick and raised panel production of solid wood cabinet doors on shapers. These cutters use solid carbide replacement insert knives to produce high quality, consistent dimensions, constant diameter parts for cabinet door assembly. Manufactured in accordance with European Safety Standards. These cutters were designed to fill a need for insert cabinet door tooling after LRH Enterprises ceased operations, duplicating and retaining LRH profile numbers per below. **Recommended RPM: 4,800-8,300.**

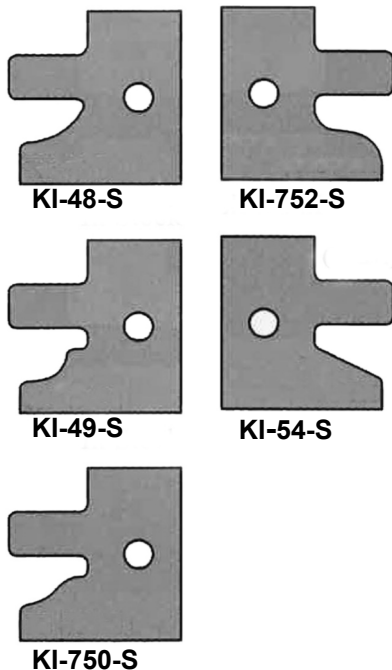


Description	D	B	d	Z	Item#
Cope Cutter	4"	1"	1-1/4"	3	4520.100.01
Stick Cutter	4"	1"	1-1/4"	3	4520.100.02
Raised Panel Cutter	6.5"	1"	1-1/4"	3	4529.100.00

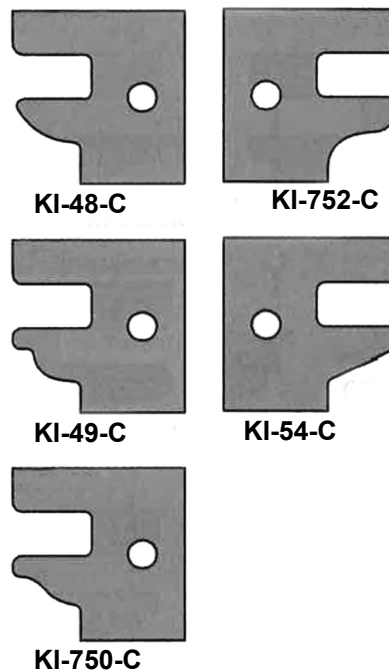
INSERTS FOR LRH CUTTER

KI SERIES

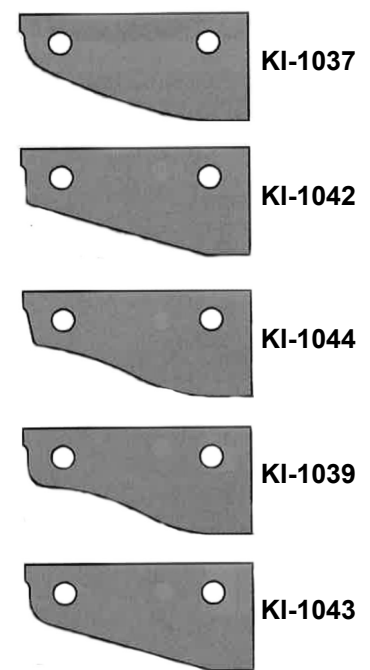
KI-Stick-FD



KI-Cope-FD



Raised Panel Cutters




COPE AND STICK PROFILE INSERT TOOLS

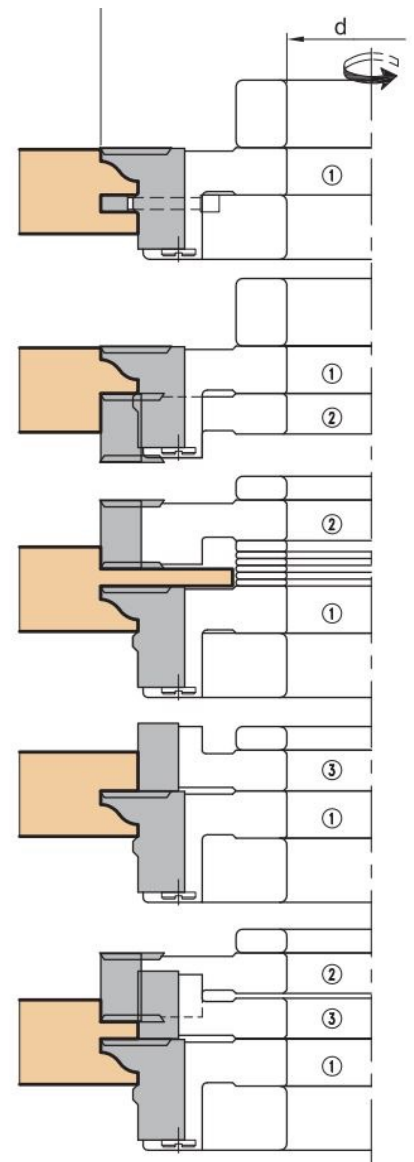
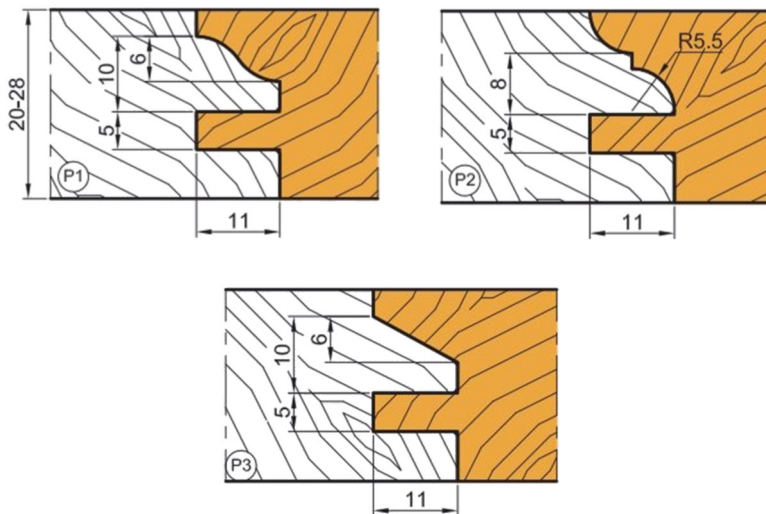
4520

Multiple tool body cutter sets provide three different cope and stick (stile and rail) cabinet door profiles by utilizing solid carbide reversible insert knives. Excellent finish when cutting with or cross grain solid wood. Tool body is steel construction, and insert design provides constant cutting diameter and exact profile match with every setup. Standard profiles are shown below, but we also manufacture these tooling sets to meet customer's exact specification of diameter, bore and, profile detail. **Maximum RPM: 4,800-8,300.**

For use on moulders, shapers, etc., these cutters can also be supplied on a CNC arbor adapter (sold separately) for use on CNC machining centers. Profile Inserts for Tool#1 are not included and sold separately. **For custom profiles, please send a drawing, sketch or sample to obtain price and lead time.**



Tool#	D	Width	Bore (d)	Z	Item#
1+2+3 Set	160mm		Specify	3	4520.160.00
Individual Cutters					
1	160mm	30mm	Specify	3	4520.160.30
2	160mm	20mm	Specify	3	4520.160.20
3	138mm	20mm	Specify	3	4520.138.20
Insert Knives					
P1	30mm x 25mm x 2mm				4520.201
P2	30mm x 25mm x 2mm				4520.102
P3	30mm x 25mm x 2mm				4520.103



TONGUE AND GROOVE INSERT CUTTERS

4555

Multi-tool tongue and groove cutter sets to produce tongue and groove flooring profiles in solid wood. Also suitable for use on wood composite materials. Five, standard profile solutions (P1-P5) offer an adjustable material thickness from 12 to 34mm in thickness. For use on moulders, tenoners and shapers. Steel body construction with reversible solid carbide insert knives produce exact profile matches with every tool change. Tools are supplied on a 60mm diameter sleeve for easy installation (shown below). Specify i.d. required. **Maximum RPM: 8,000.** See next page for diagrams of various, standard tool sets available.

Custom profiles and diameter needed can be manufactured based on individual specifications, usually with a six (6) week lead time.

Other sleeves available upon request.

No.	D	B	d	Z	Groover	V+C	Item#
1	140mm	15mm	60mm	4		2+2	4555.105
2	124mm	12mm	60mm	2			4555.107
3	140mm	15mm	60mm	4		2+2	4555.106
4	140mm	20mm	60mm	4	2		4555.103
5	141mm	20mm	60mm	4	2		4555.207
6	140mm	20mm	60mm	4	2		4555.102
7	154.4mm	11.6mm	60mm	2			4555.202
8	154.4mm	11.6mm	60mm	2			4555.203
9	171mm	15mm	60mm	4		2+2	4555.120
10	159mm	20mm	60mm	4	2		4555.121

Replacement Inserts:
 Item# 4200.116.00
 Item# 4200.012.00
 Item# 4200.015.00
 Item# 4200.020.00
 Item# 4783.101 (groove knife)

AUXILIARY PARTS FOR TONGUE AND GROOVE CUTTER

Dimensions.	RH Item#	LH Item#
Sleeve with Locking Nut		
40mm x 110mm x 60mm	4704.263	4704.163
50mm x 110mm x 60mm	4704.264	4704.164
Hook Wrench		
80mm x 90mm	4706.502	4706.502

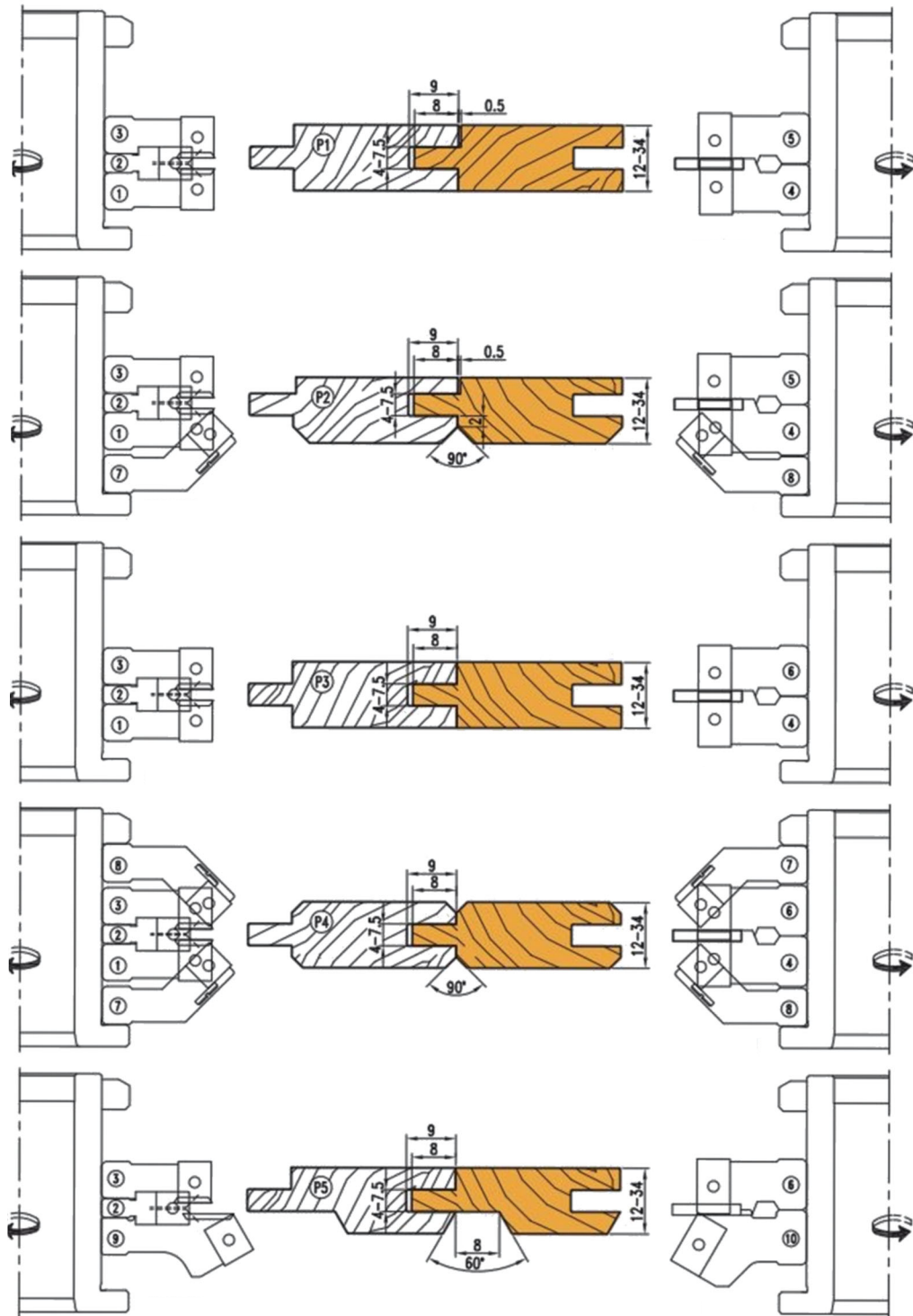


Sleeve with Locking Nut

TONGUE AND GROOVE INSERT CUTTERS continued

4555

Item numbers shown on diagram below for a tool set (as shown) comprised of 3, 4 or 5 tools respectively.



PLANING CUTTER

4506

Planing cutter for use on planers and moulders. Tool body constructed of light alloy material to reduce weight and stress on motor bearings. Standard HSS or tungsten carbide (TCT) planer knives of 30mm high x 3mm thick can be used with this cutter. Also available in steel body execution and different bore sizes (special order). **Maximum RPM: 9,000.**

D	B	Bore	Z	Item#
125mm	80mm	40mm	4	4506.125.80
125mm	100mm	40mm	4	4506.125.10
125mm	120mm	40mm	4	4506.125.12
125mm	130mm	40mm	4	4506.125.13
125mm	150mm	40mm	4	4506.125.15
125mm	180mm	40mm	4	4506.125.18
125mm	220mm	40mm	4	4506.125.22
125mm	230mm	40mm	4	4506.125.23
125mm	240mm	40mm	4	4506.125.24



HELICAL INSERT PLANING CUTTER

4539

Helical insert planing cutter for use on planers and moulders. Tool body constructed of light alloy material to reduce weight and stress on motor bearings. Helical design improves chip clearance and runs smoother and quieter. Utilizes four-sided, solid carbide insert knives that are forced into proper position when the insert is tightened onto the tool body. Excellent performance and cost-effectiveness. Also available in steel body execution and different bore sizes (special order). The 80mm cutter is a perfect fit for copy shapers! **Maximum RPM: 9,000.**

D	B	Bore	Z	Item#
80mm	100mm	1-1/4"	3/24	4539.080.10
125mm	100mm	40mm	3/30	4539.125.10
125mm	130mm	40mm	3/36	4539.125.13
125mm	180mm	40mm	3/48	4539.125.18
125mm	230mm	40mm	3/60	4539.125.23

Replacement Inserts: Item# 4200.015.11

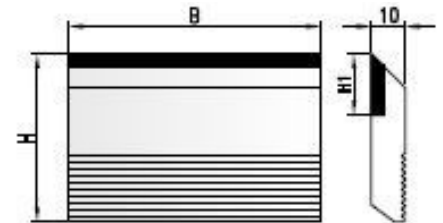


CARBIDE-TIPPED CORRUGATED KNIFE BARS

1090

Carbide-tipped, knife stock bars for cut-to-size profile knife needs feature a standard 60° corrugation and a “Weinig” bevel on the bottom of the knife. For use on standard moulder and hydro heads as well as CNC corrugated profile knife adapter. Bars are available in carbide inlay height from 15mm for shallow profiles, to 20mm, 25mm, and 35mm inlay (TCT height) to accommodate deeper profiles. As these knives are profiled, they are supplied with an unsharp edge. **90° corrugations and special sizes are available on request.**

Length (B)	Height (H)	Thickness	TCT Height (H1)	Item#
25"	1 1/2"	5/16"	15mm	1090S635I15
25"	2"	5/16"	20mm	1090U635I20
25"	2"	5/16"	25mm	1090U635I25
25"	2 1/2"	5/16"	35mm	1090C635I35
635mm	40mm	10mm	15mm	1090L635K15
635mm	50mm	10mm	20mm	1090V635K20
635mm	60mm	10mm	25mm	1090W635K25
635mm	70mm	10mm	35mm	1090X635K35

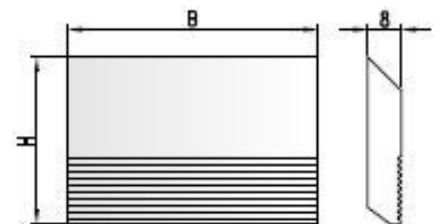


HIGH SPEED STEEL CORRUGATED KNIFE BARS

1590

HSS knife stock bars for cut-to-size profile knife needs feature a standard 60° corrugation and a “Weinig” bevel on the bottom of the knife. For use on standard moulder and hydro heads as well as CNC corrugated profile knife adapter.

Length	Height	Thickness	Item#
25"	1 1/2"	5/16"	1590S635I60
25"	1 3/4"	5/16"	1590T635I60
25"	2"	5/16"	1590U635I60
25"	2 1/4"	5/16"	1590Z635I60
25"	2 1/2"	5/16"	1590G635I60
25"	2 3/4"	5/16"	1590C635I60

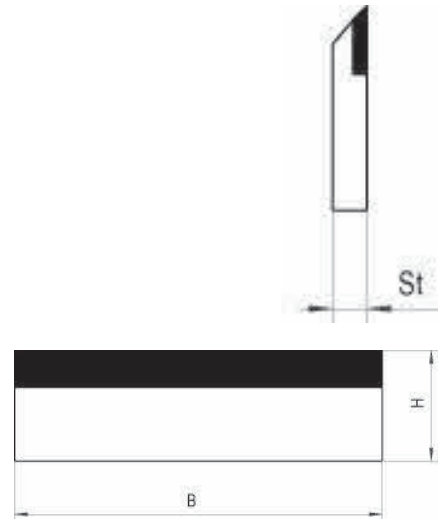


CARBIDE-TIPPED PLANER KNIVES

1001

Carbide-tipped, planer knives for all hardwoods (especially exotics), pressboard, phenolic resin bonded paper, etc. Available in knife height 25mm, 30mm, and 35mm.

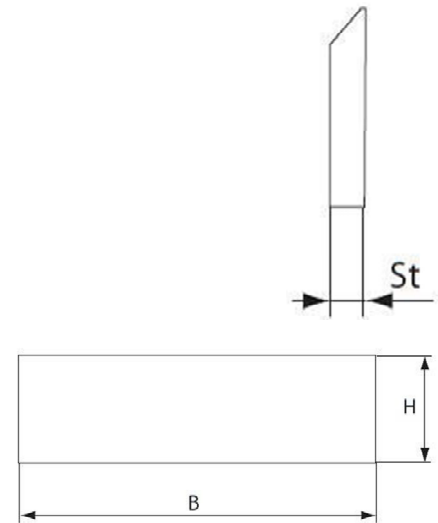
Length (B)	Height (H)	Thickness (St)	Item#
60mm	30mm	3mm	1001.060.30
80mm	30mm	3mm	1001.080.30
100mm	25mm	3mm	1001.100.25
100mm	30mm	3mm	1001.100.30
110mm	25mm	3mm	1001.110.25
110mm	30mm	3mm	1001.110.30
120mm	25mm	3mm	1001.120.25
120mm	30mm	3mm	1001.120.30
130mm	25mm	3mm	1001.130.25
130mm	30mm	3mm	1001.130.30
140mm	25mm	3mm	1001.140.25
140mm	30mm	3mm	1001.140.30
150mm	25mm	3mm	1001.150.25
150mm	30mm	3mm	1001.150.30
160mm	30mm	3mm	1001.160.30
170mm	30mm	3mm	1001.170.30
180mm	30mm	3mm	1001.180.30
200mm	30mm	3mm	1001.200.30
210mm	30mm	3mm	1001.210.30
230mm	25mm	3mm	1001.230.25
230mm	30mm	3mm	1001.230.30
250mm	30mm	3mm	1001.250.30
260mm	25mm	3mm	1001.260.25
260mm	30mm	3mm	1001.260.30
300mm	30mm	3mm	1001.300.30
310mm	25mm	3mm	1001.310.25
310mm	35mm	3mm	1001.310.35
350mm	35mm	3mm	1001.350.35
400mm	35mm	3mm	1001.400.35
410mm	25mm	3mm	1001.410.25
410mm	30mm	3mm	1001.410.30
410mm	35mm	3mm	1001.410.35
450mm	30mm	3mm	1001.450.30
450mm	35mm	3mm	1001.500.35
500mm	30mm	3mm	1001.500.30
500mm	35mm	3mm	1001.500.35
510mm	25mm	3mm	1001.510.25
510mm	30mm	3mm	1001.510.30
510mm	35mm	3mm	1001.510.35
530mm	30mm	3mm	1001.530.30
530mm	35mm	3mm	1001.530.35
600mm	30mm	3mm	1001.600.30
600mm	35mm	3mm	1001.600.35
610mm	30mm	3mm	1001.610.30
610mm	35mm	3mm	1001.610.35
630mm	30mm	3mm	1001.630.30
630mm	35mm	3mm	1001.630.35
640mm	30mm	3mm	1001.640.30
640mm	35mm	3mm	1001.640.35
710mm	30mm	3mm	1001.710.30
710mm	35mm	3mm	1001.710.35
810mm	25mm	3mm	1001.810.25
810mm	30mm	3mm	1001.810.30
810mm	35mm	3mm	1001.810.35
860mm	30mm	3mm	1001.860.30
860mm	35mm	3mm	1001.860.35



HIGH SPEED STEEL PLANER KNIVES

1501

Length (B)	Height (H)	Thickness (St)	Item#
60mm	30mm	3mm	1501.060.30
60mm	35mm	3mm	1501.060.35
80mm	30mm	3mm	1501.080.30
80mm	35mm	3mm	1501.080.35
100mm	30mm	3mm	1501.100.30
100mm	35mm	3mm	1501.100.35
110mm	30mm	3mm	1501.110.30
120mm	30mm	3mm	1501.120.30
120mm	35mm	3mm	1501.120.35
130mm	30mm	3mm	1501.130.30
130mm	35mm	3mm	1501.130.35
150mm	30mm	3mm	1501.150.30
150mm	35mm	3mm	1501.150.35
160mm	30mm	3mm	1501.160.30
160mm	35mm	3mm	1501.160.35
170mm	30mm	3mm	1501.170.30
180mm	30mm	3mm	1501.180.30
210mm	30mm	3mm	1501.210.30
230mm	30mm	3mm	1501.230.30
240mm	30mm	3mm	1501.240.30
260mm	30mm	3mm	1501.260.30
300mm	30mm	3mm	1501.300.30
310mm	30mm	3mm	1501.310.30
310mm	35mm	3mm	1501.310.35
350mm	30mm	3mm	1501.350.30
350mm	35mm	3mm	1501.350.35
400mm	30mm	3mm	1501.400.30
400mm	35mm	3mm	1501.400.35
410mm	30mm	3mm	1501.410.30
410mm	35mm	3mm	1501.410.35
450mm	30mm	3mm	1501.450.30
450mm	35mm	3mm	1501.450.35
500mm	30mm	3mm	1501.500.30
500mm	35mm	3mm	1501.500.35
510mm	30mm	3mm	1501.510.30
510mm	35mm	3mm	1501.510.35
520mm	30mm	3mm	1501.520.30
530mm	30mm	3mm	1501.530.30
530mm	35mm	3mm	1501.530.35
600mm	30mm	3mm	1501.600.30
600mm	35mm	3mm	1501.600.35
610mm	30mm	3mm	1501.610.30
610mm	35mm	3mm	1501.610.35
630mm	30mm	3mm	1501.630.30
630mm	35mm	3mm	1501.630.35
640mm	30mm	3mm	1501.640.30
640mm	35mm	3mm	1501.640.35
710mm	30mm	3mm	1501.710.30
710mm	35mm	3mm	1501.710.35
810mm	30mm	3mm	1501.810.30
810mm	35mm	3mm	1501.810.35
820mm	30mm	3mm	1501.820.30
860mm	30mm	3mm	1501.860.30
860mm	35mm	3mm	1501.860.35



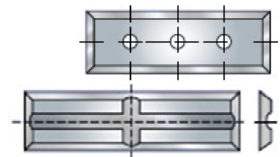
**TERSA
CENTROLOCK
TERMINUS
CENTROFIX
AVAILABLE ON
REQUEST**

STANDARD INSERT KNIVES

4200/4201/6419


Solid Carbide Insert Knives for use on insert router bits and cutter heads. C/E denotes the number of cutting edges on the insert. Sold in boxes of ten (10) pieces.

2 Sides, 1 Hole					
Length (B)	Height (H)	Thickness	C/E	Special Remarks	Item#
7.5mm	12mm	1.5mm	2		4200.008.00
9mm	12mm	1.5mm	2		4200.009.00
9.6mm	12mm	1.5mm	2		4200.096.00
10.5mm	12mm	1.5mm	2		4200.105.00
11mm	12mm	1.5mm	2		4200.011.00
13mm	12mm	1.5mm	2		4200.013.00
15mm	12mm	1.5mm	2		4200.015.00
17mm	12mm	1.5mm	2		4200.017.00
18mm	12mm	1.5mm	2		4200.018.00
19mm	12mm	1.5mm	2		4200.019.00
20mm	12mm	1.5mm	2		4200.020.00
25mm	12mm	1.5mm	2		4200.025.01
2 Sides, 2 Holes					
Length (B)	Height (H)	Thickness	C/E	Special Remarks	Item#
25mm	12mm	1.5mm	2		4200.025.00
30mm	12mm	1.5mm	2		4200.030.00
40mm	12mm	1.5mm	2		4200.040.00
50mm	12mm	1.5mm	2		4200.050.00
60mm	12mm	1.5mm	2		4200.060.00
2 Sides, 2 Holes (1 oblong)					
Length (B)	Height (H)	Thickness	C/E	Special Remarks	Item#
80mm	13mm	2.2mm	2		4200.080.00
100mm	13mm	2.2mm	2		4200.100.00
120mm	13mm	2.2mm	2		4200.120.00
4 Sides, 2 Holes					
Length (B)	Height (H)	Thickness	C/E	Special Remarks	Item#
20mm	12mm	1.5mm	4		6419.020.00
30mm	12mm	1.5mm	4		6419.030.00
40mm	12mm	1.5mm	4		6419.040.00
50mm	12mm	1.5mm	4		6419.050.00
60mm	12mm	1.5mm	4		6419.060.00
4 Sides, 3 Holes/4 Sided Cross Groove					
Length (B)	Height (H)	Thickness	C/E	Special Remarks	Item#
20mm	5.5mm	1.1mm	4		4201.020.11
30mm	5.5mm	1.1mm	4		4201.030.11
40mm	5.5mm	1.1mm	4		4201.040.11
50mm	5.5mm	1.1mm	4		4201.050.11
4 Sides, 1 Hole					
Length (B)	Height (H)	Thickness	C/E	Special Remarks	Item#
9mm	9mm	1.5mm	4		4200.009.09
10.5mm	10.5mm	1.5mm	4		4200.105.15
12mm	12mm	1.5mm	4		4200.012.00
13mm	13mm	2.5mm	4		4200.013.25
14mm	14mm	1.2mm	4	Holz-Her	4200.014.12
14mm	14mm	2.0mm	4		4200.014.04
17mm	17mm	2.0mm	4	3mm hole	4200.017.77
17mm	17mm	2.0mm	4	4mm hole	4200.017.17
4 Sides, 1 Hole					
Length (B)	Height (H)	Thickness	C/E	Special Remarks	Item#
15mm	15mm	2.5mm	4	Corner Radius, R150 Edge Radius	4200.015.11
15mm	15mm	2.5mm	4	R100 Edge Radius (Byrd Shelix)	4200.015.13
15mm	15mm	2.5mm	4	R100 Edge Radius 6.2mm hole	4200.015.14
15mm	15mm	2.5mm	4	Square Corner R50 Edge Radius	4200.015.17



CUSTOM INSERT PRODUCTION


We offer in-house production of solid carbide insert knives for profile tooling (moulder, edgbander, tenoner, CNC), as well as all brands of profile insert cutters unless they are under current patent protection. We manufacture replacement knives for tooling companies no longer in business, such as DeHart, LRH and Howema.



PCD (DIAMOND) TOOL SHARPENING

Our Marietta, GA service facility boasts state-of-the-art, high precision EDM machines that are dedicated 100% to servicing polycrystalline diamond (PCD) cutting tools. Delivering superior service with fast turnaround, affordable pricing and reliable performance has been our mission since we installed our first PCD grinding machine in 1997. Both carbide and diamond tooling can be sent to our facility with full confidence! A satisfaction guarantee promise comes with every service we deliver!

Download a service form here: <https://gdptooling.com/sharpening>



GETTING A NEW CNC MACHINE?

Check out our 45-item package that allows you to customize the perfect startup set for your CNC machine. Select the size and style needed, and enjoy the highest quality tooling backed by our complete satisfaction guarantee.



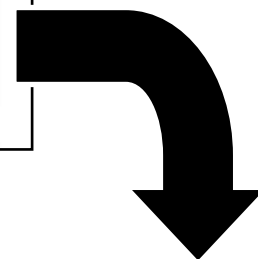
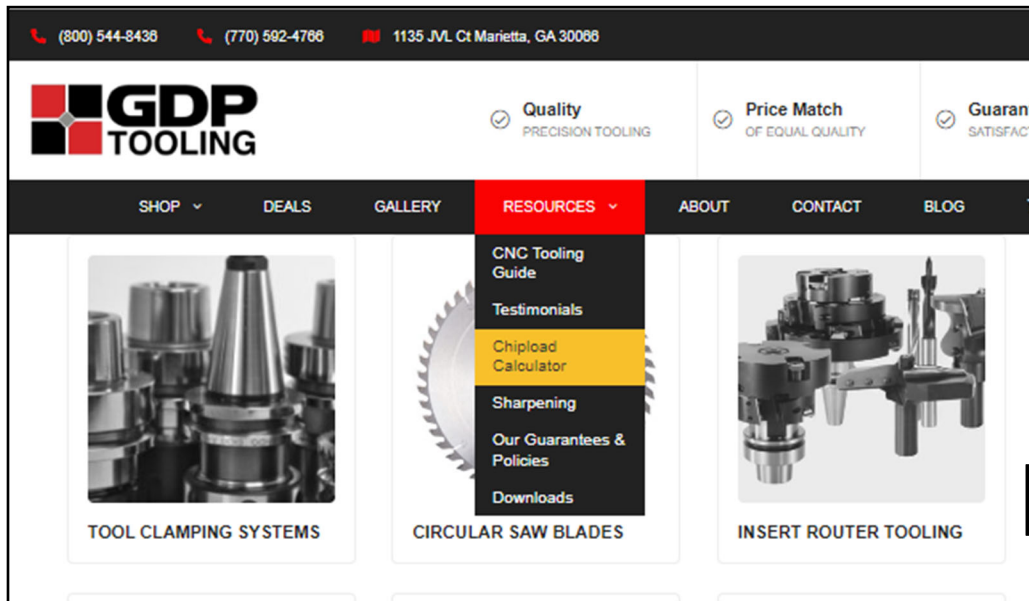
Quantity	Tool Description	Package Options
8	HSK 63F tool holders	Select RDO/SYOZ, ER32, or ER40 collet style
8	Precision collets	Any size diameter tool holder style matched with above choice
1	Spoilboard cutter	80mm, three-wing cutter
1	HSK-F heat shrink chuck	Mounted to spoilboard cutter above
10	Carbide inserts	Extra replacements for spoilboard cutter above
10	Compression bits	Mix and match from any size and any grade 1/2" or smaller
4	Spiral bits	Mix and match up shear and down shear
10	Carbide drill bits	70mm length, and then mix and match from any diameter, style, and rotation
1	Tool setup fixture	Basic style (or upgrade to "Plus" version for only \$200 more)
1	Torque wrench/collet key	Universal wrench with collet key matched to selected tool holder



Scan for More Details and
Product Information

CALCULATING CHIP LOAD/FEED RATE

For an easy, quick reference guide for chip load and feed rate based on machining material and tooling type/size, take advantage of our chip load calculator available 24/7 on our website.



PLEASE INPUT YOUR OWN APPLICABLE VALUES INTO THE RESPECTIVE FEED RATE / UNITS / RPM AND NUMBER OF FLUTES FIELDS AND THE CHIP LOAD RESULT WILL AUTOMATICALLY BE REFLECTED IN THE RED CHIP LOAD RESULT FIELD.

To determine the **optimum** chip load for tool life/finish quality for particular material and tool, please refer to Pg 47 of our [CNC Tooling Guide](#)

Tool Diameter	Hardwood	Softwood/Plywood	MDF/Particle Board	Soft Plastic	Hard Plastic
1/8"	.003"-.005"	.004"-.006"	.004"-.007"	.003"-.006"	.002"-.004"
1/4"	.009"-.011"	.011"-.013"	.013"-.016"	.007"-.010"	.006"-.009"
3/8"	.015"-.018"	.018"-.020"	.020"-.023"	.010"-.012"	.008"-.010"
1/2" & up	.019"-.021"	.021"-.023"	.025"-.027"	.012"-.016"	.010"-.012"

Calculate Chip Load

FEED RATE	UNITS	RPM	NUMBER OF FLUTES
600	Inches/Minute	18000	2
Your Chipload			0.017

www.gdptooling.com/chipload-calc/

Our Guarantee

GDP Tooling guarantees all tooling against defects in design, workmanship, and materials. All sales come with a performance and satisfaction guarantee (provided the tool has not been incorrectly used, misused, modified or serviced).

Shipping Procedures

All shipments are shipped via UPS unless otherwise specified.

Return Merchandise

- Merchandise may be returned only with advance approval and RMA.
- There is a 15% restocking fee on returned stock items.
- Non-stock catalog items will have a 25% restocking charge if approved for return.
- Custom tooling is not returnable, neither are discontinued items.
- No merchandise may be returned after sixty (60) days, unless at the company's discretion.
- All return merchandise must be shipped freight prepaid.

Cancellation Policy By Order Type

Standard (stock item): Orders can be cancelled without charge if they have not left our warehouse.

Non-stock items: Can be cancelled providing no cost has been incurred when the order is cancelled. Otherwise, a 25% restocking charge applies.

Custom orders: Can be cancelled, but all costs incurred to the point of cancellation will be billed. If a custom order is cancelled and the order is already complete, the customer will be obligated to accept the tool.

Terms: All new accounts are shipped with credit card prepayment, unless a credit line has been established. Open accounts (net 30) are due thirty (30) days from date of invoice. Past due accounts are subject to a finance charge at the periodic rate of 1.5% per month.

Delinquent accounts will be subject to additional collection/legal costs.

All prices are FOB Marietta, GA.

All prices are subject to change without notice.



1.800.544.8436
www.gdptooling.com