

# QUOTE REQUEST FORM

## PCD (Diamond) Saw Blade



### Customer Information

Company Name \_\_\_\_\_ Project# \_\_\_\_\_ Date \_\_\_\_\_

Phone Number \_\_\_\_\_ Email \_\_\_\_\_

Quantity Needed \_\_\_\_\_ Annual Usage (if blanket order): \_\_\_\_\_

### Tell Us About Your Application

### Workpiece

Material \_\_\_\_\_

If Composite material, please fill in below:

Layers	Thickness	Material
Top		
Core		
Bottom		
Other		

### Machine Information

Brand \_\_\_\_\_

Machine Type \_\_\_\_\_

- Table Saw
- Sliding Saw Table
- Panel Saw
- Rip Saw
- Other: \_\_\_\_\_

Feed (select one):  Mechanical  Manual

Max Feed Rate \_\_\_\_\_ Max RPM \_\_\_\_\_

Saw Collar/Flange

If Yes, Diameter: \_\_\_\_\_

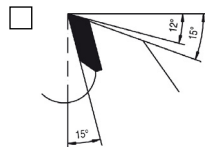
### Tool Design

Tool Dimensions	
Diameter	
Bore	
Kerf	
Plate Thickness	
Keyways/Pinholes	
Tooth Count	

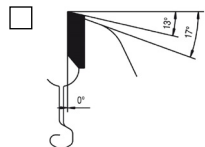
#### Scoring Blade

- Yes  
 No

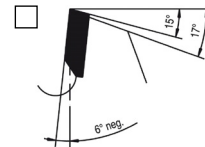
### Tooth Geometry (Select One from Each Column)



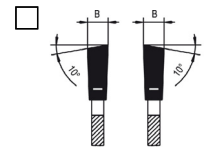
Positive Hook



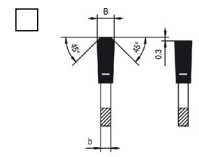
Zero Degree Hook



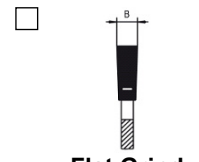
Negative Hook



ATB Grind



TCG Grind



Flat Grind



Other  
(Provide details)



### QUESTIONS?

Email us at [sales@gdptooling.com](mailto:sales@gdptooling.com)