



KI-48-S-FD KI-48-C-FD



KI-49-S-FD KI-49-C-FD



KI-750-S-FD KI-750-C-FD



KI-752-S-FD KI-752-C-FD



KI-54-S-FD KI-54-C-FD



Cope and Stick Insert Cutter Sets for 3/4" - 15/16" Material

These precision insert tool cutter bodies can accommodate all 5 profiles selections as shown on the left.

Tool Specifications:

Outside Diameter: 3-7/8"

Bore Diameter: 1-1/4"

3-wing, CCW Rotation (face down)

Face-up available as a special order!

Inserts must be ordered separately!

Cope Cutter Item # IH-COPE-FD Stick Cutter Item# IH-STICK-FD

Set includes:

1 IH-COPE-FD Cutter

1 IH-STICK-FD Cutter

When ordering, please specify which pattern you wish to use.



For more information, contact us today!

1-800-544-8436

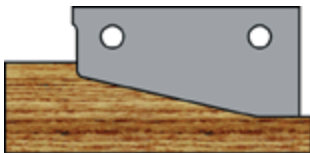
www.guhdo.com



KI-1036



KI-1038



KI-1040



KI-1041



KI-1049



Raised Panel Insert Cutter Head for 5/8" Material (profile depth 1-5/8")

This precision insert tool cutter body can accommodate all 5 profiles selections as shown on the left.

Tool Specifications:

Outside Diameter: 6-1/2"

Bore Diameter: 1-1/4"

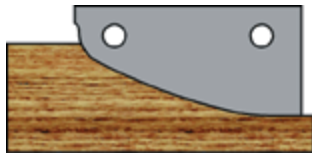
3-wing, CCW Rotation (face up)

Face-down is available as a special order!

Inserts must be ordered separately!



Raised Panel Insert Cutter Head for 3/4" Material (profile depth 1-5/8")



KI-1037

This precision insert tool cutter body can accommodate all 5 profiles selections as shown on the left.

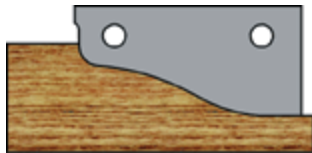
Tool Specifications:

Outside Diameter: 6-1/2"

Bore Diameter: 1-1/4"

3-wing, CCW Rotation (face up)

Face-down is available as a special order!



KI-1039

Partial Double Raised Panel Cutter

This precision insert tool cutter body can accommodate both profiles as shown below

Tool Specifications:

Outside Diameter: 4-5/8"

Bore Diameter: 1-1/4"

3-wing, CCW Rotation



KI-1042

Inserts must be ordered separately!



KI-1043



KI-1044

Center Cutter



Bearing Guide



Profiles for use on IH-DE Cutter



KI-1619-C1C




KI-1619-C3S

Profiles for use on IH-DE2 Cutter



KI-1215-C1C



KI-1215-C3S



KI-1702-C1C




KI-1702-C3S



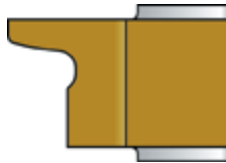
KI-1703-C1C



KI-1703-C3S



Item# IH-DE



Item# IH-DE2

Edge Detail Insert Cutter for 3/4" - 1-1/8" Materials

These precision insert tool cutter bodies can accommodate multiple profiles as shown on the left. The IH-DE has 2 profile selections, while the IH-DE2 offers 6 profiles to choose from.

Tool Specifications:
Outside Diameter: 4-1/2"
Bore Diameter: 1-1/4"
3-wing, CCW Rotation

Inserts must be ordered separately!

